



力量发展

KINETIC DEVELOPMENT GROUP

KINETIC DEVELOPMENT GROUP LIMITED
力量發展集團有限公司

(Incorporated in the Cayman Islands with limited liability)

Stock Code: 1277



ANNUAL REPORT 2021

Contents

Corporate Information	02	Independent Auditor's Report	91
Chairman's Statement	04	Consolidated Statement of Profit or Loss and Other Comprehensive Income	96
Management Discussion and Analysis	06	Consolidated Statement of Financial Position	98
Environmental, Social and Governance Report	25	Consolidated Statement of Changes in Equity	100
Directors and Senior Management	58	Consolidated Statement of Cash Flows	101
Directors' Report	65	Notes to the Consolidated Financial Statements	103
Corporate Governance Report	78	Financial Summary	164



Corporate Information

BOARD OF DIRECTORS

Executive Directors

Mr. Zhang Li (*Chairman*)
 Mr. Zhang Liang, Johnson
 Mr. Ju Wenzhong (*Chief Executive Officer*)

Non-executive Director

Ms. Zhang Lin

Independent Non-executive Directors

Ms. Liu Peilian
 Mr. Zheng Ercheng
 Ms. Xue Hui

AUDIT COMMITTEE

Ms. Liu Peilian (*Chairman*)
 Mr. Zheng Ercheng
 Ms. Zhang Lin

REMUNERATION COMMITTEE

Ms. Xue Hui (*Chairman*)
 Ms. Liu Peilian
 Ms. Zhang Lin

NOMINATION COMMITTEE

Mr. Zhang Li (*Chairman*)
 Mr. Zheng Ercheng
 Ms. Xue Hui

AUTHORISED REPRESENTATIVES

Mr. Ju Wenzhong
 Ms. Cheng Lucy

COMPANY SECRETARY

Ms. Cheng Lucy

REGISTERED OFFICE

Windward 3, Regatta Office Park, P.O. Box 1350
 Grand Cayman KY1-1108, Cayman Islands

HEADQUARTERS AND PRINCIPAL PLACE OF BUSINESS IN THE PRC

Dafanpu Coal Mine
 Majiata Village, Xuejiawan Town
 Zhunge'er Banner, Ordos City
 Inner Mongolia, China

PRINCIPAL PLACE OF BUSINESS IN HONG KONG

Unit B, 20th Floor
 Two Chinachem Plaza
 68 Connaught Road Central
 Hong Kong

AUDITOR

KPMG
Certified Public Accountants
Public Interest Entity Auditor registered in accordance
with the Financial Reporting Council Ordinance
 8th Floor, Prince's Building
 10 Chater Road
 Central, Hong Kong

HONG KONG SHARE REGISTRAR

Computershare Hong Kong Investor Services Limited
 Shops 1712-1716, 17th Floor
 Hopewell Centre, 183 Queen's Road East
 Wanchai, Hong Kong

PRINCIPAL BANKER

Ping An Bank Co., Ltd.

STOCK CODE

1277

WEBSITE OF THE COMPANY

www.kineticme.com



Chairman's Statement

On behalf of the Board of Directors (the “**Board**”) of Kinetic Development Group Limited (the “**Company**”), I am pleased to present the annual results of the Company, together with its subsidiaries (the “**Group**”), for the year ended 31 December 2021.

In 2021, the global economy sustained the momentum for recovery amid fluctuations. Nevertheless, the spread of the mutated COVID-19 virus and the pressure of increasing inflation brought about new challenges for economic recovery. In 2021, the PRC Government continued to consolidate and expand the outcomes of economic and social development and implemented macro-economic adjustment and control precisely, maintaining leading position in economic development and pandemic prevention and control around the globe. According to the National Bureau of Statistics of China, the gross domestic product of the PRC reached approximately RMB114.4 trillion in 2021, representing a year-on-year increase of 8.1%.

In 2021, while the demand for electricity consumption remained robust driven by the economic recovery, the increasingly stringent environmental and safety regulations slowed down the effect of the supply guarantee policy. All these resulted in a prominent mismatch between the supply and demand in the domestic coal market. Average coal prices increased substantially as compared with the previous year, as significant increase was recorded between January and October with multiple new heights, and it declined at the year-end due to the impact of the regulatory and control policy.

As a leading integrated coal enterprise in China, the Group's business activities cover coal production, washing, loading, transportation and trading. In 2021, the Group actively responded to corresponding government policies and realized high-quality and high-paced growth on the back of accurate adaptation to the market conditions. For the year ended 31 December 2021, the Group's revenue reached approximately RMB5,580.7 million, representing a growth of 88.4% year-on-year. The Group's profit for the year attributable to equity shareholders of the Company amounted to approximately RMB2,468.6 million, up 203% year-on-year. The Group's gross profit margin for the reporting period was 64.6%, which remained much higher than the average level in the industry.

In 2021, the Group focused on its principal coal business and adhered to the principle of attaching equal importance to safety and performance. It continued to enhance its core competitiveness and achieved high-quality sustainable development. In terms of coal production, the Group continued to facilitate the construction of the automation platform and commenced the operation of the coal mine integrated automation platform during the period, which greatly improved its production efficiency and cost control. In terms of operation management, the Group continued to implement refined management, optimised the safe production system, exerted cost control in all aspects of its operation and established a sound risk management and control mechanism to reduce sales risks and safeguard its capital. In terms of coal sales, the Group strived to boost its integrated sales efficiency by employing a scientific approach to analyze and anticipate market trends, as well as flexibly adjusting its sales pace and policies under the support of diversified sale and purchase models. In addition, capitalizing on its high-quality self-produced coals “Kinetic 2”, the Group proactively reinforced and strengthened its brand's downstream influence. For the year ended 31 December 2021, the sales volume of the Group's commercial coal grew by approximately 15.8% as compared with the same period last year.

Chairman's Statement

In addition, the Group made remarkable progress in the construction of green mines and the development of ecological agriculture. In 2021, the Group's Dafanpu Coal Mine successfully passed the acceptance of the green mines list in China and the green mine construction inspection of Ordos Natural Resources Bureau in a row, which fully demonstrated the Group's comprehensive capability in respect of ecological protection of mines and sustainable development in mining industry. Moreover, the Group continued to orchestrate the development of its mine reclamation areas and commenced auxiliary businesses in the agriculture and livestock industry, which further enhanced the Group's performance on top of its principal coal business.

Looking forward to 2022, the global economy is expected to sustain the momentum for recovery. However, uncertainties including the volatile development of the pandemic, tension between major countries and policy control still exist. The complex external environment cause unpredictability to the economic development in China. In terms of the coal industry, despite the gradual resumption of the supply and demand for coal, the gap between supply and demand will remain given the limited increase in the domestic production capability of coal and the robust demand for electricity. Following the implementation of regulation and control policies, it is anticipated that the average coal prices will decrease but remain in a relatively high level. High quality coal enterprises are expected to maintain stable growth.

The Group will capture market opportunities and actively identify and explore quality projects by fully leveraging on its advantages in terms of high standard and premium products, strong profitability and cash position. Moreover, the Group will seek to achieve steady growth and development, striving for outstanding returns for the society and our shareholders.

Finally, on behalf of the Board, I would like to take this opportunity to express my sincere gratitude to our shareholders, business partners, management members and employees for their continued dedication and unwavering support.

Zhang Li

Chairman and Executive Director

28 April 2022





MANAGEMENT

DISCUSSION AND ANALYSIS

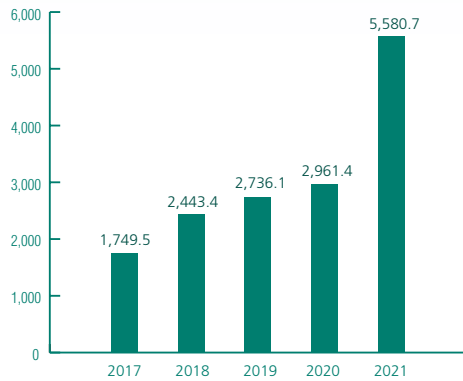
Diverse Offering of Quality Products

Management Discussion and Analysis

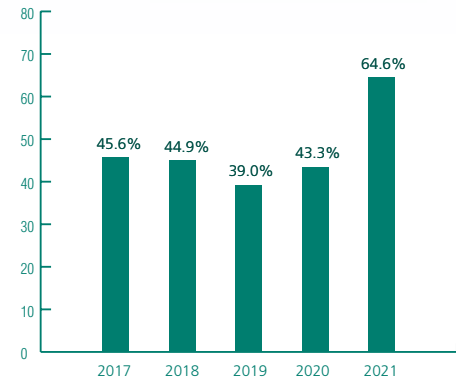
Key Financial and Operational Performance Indicators

Revenue

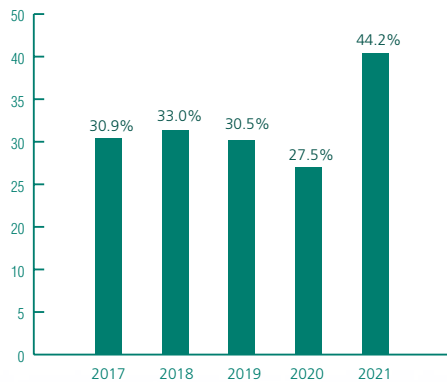
(RMB Million)



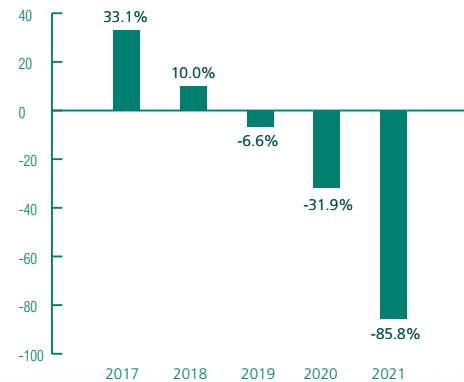
Gross Profit Margin



Net Profit Margin

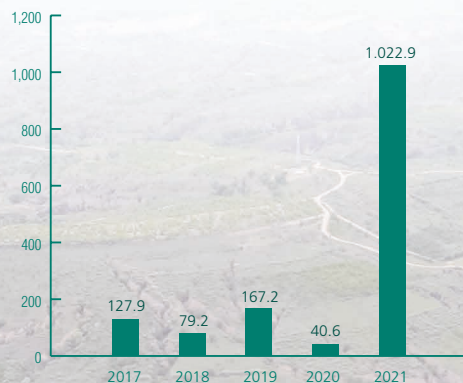


Gearing Ratio



CAPEX

(RMB Million)



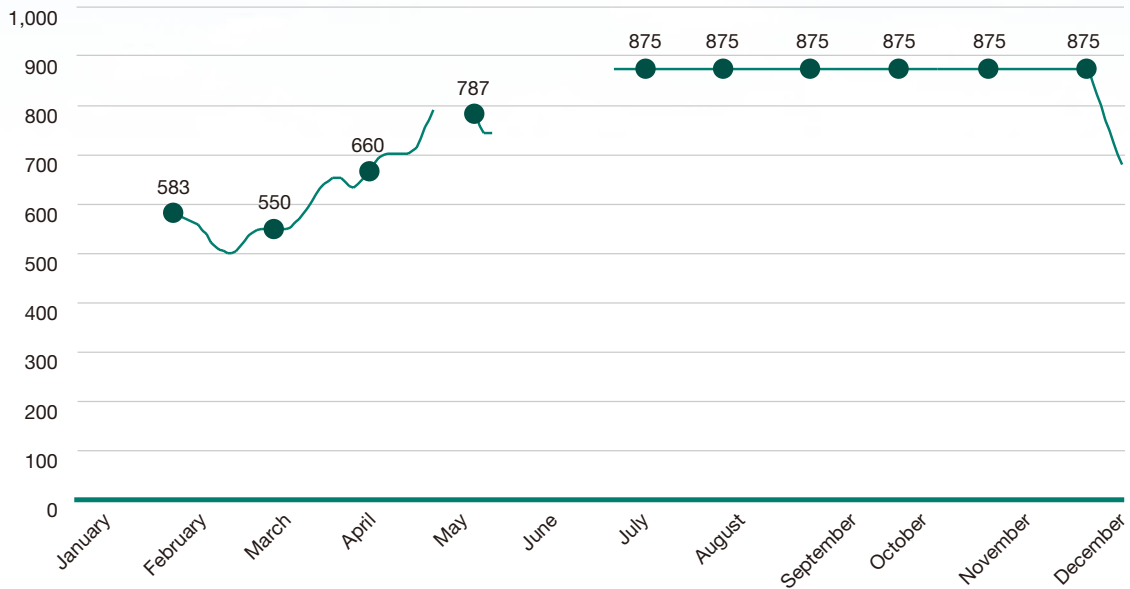
EBITDA

(RMB Million)



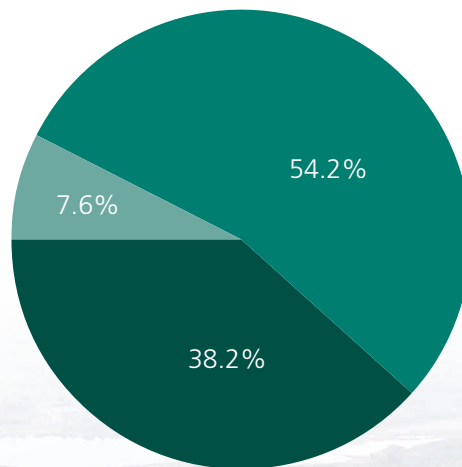
Management Discussion and Analysis

CCI 5000K thermal coal price index 2021



Note: Data retrieved from sxcoal.com (中國煤炭資源網). The publication of the index was suspended during 3 December 2020 to 7 February 2021, 11 to 23 May 2021 and 31 May to 8 July 2021, as there were abnormal fluctuations in the market price of coal.

Illustration of the Structure of Customers (By Revenue):



- Large-scale state-owned enterprises
- Trading firms
- Terminal power plant



Management Discussion and Analysis

MARKET REVIEW

In 2021, the global economy is gradually recovering from the tremendous impact of the COVID-19 epidemic, but the economic recovery is still constrained by the recurrence of the epidemic, energy shortage and high inflation. In the face of the complicated international environment and the instability of the epidemic, the Chinese government insisted on the general keynote of seeking progress in a stable manner, strengthening the cross-cycle adjustment of macroeconomic policies and increasing the support for the real economy, the national economy continued to recover and the economic growth rate was among the highest in the world's major economies, achieving a good start for the "14th five-year" plan. According to the National Bureau of Statistics of China, China's GDP in 2021 was approximately RMB114.4 trillion, representing an increase of 8.1% year-on-year; industrial enterprises above the national scale achieved a business revenue of approximately RMB127.9 trillion, a year-on-year increase of 19.4%; industrial enterprises above the national scale achieved a total profit of approximately RMB8,709.21 billion, a year-on-year increase of 34.3%.

2021 was an extraordinary year for the coal industry. After the pandemic, the domestic economy recovered rapidly, and coal demand remained strong. Due to the continuing implementation of policy on limitation on production capacity, the production volume lacked flexibility, and the supply and demand were seriously mismatched, resulting in a significant gap. The overall demand for coal increased significantly. With the continuous recovery of the domestic economy, the demand for downstream power generation maintained a high growth rate. According to the National Bureau of Statistics of China, the national industrial power generation above designated size in 2021 was approximately 8,112.2 billion kWh, representing a year-on-year increase of 8.1%. On the supply side, China's total coal supply and import volume increased, but the growth rate was lower than that of the demand side. According to the National Bureau of Statistics of China, in 2021, the production volume of industrial raw coal above designated size in China was approximately 4.07 billion tonnes, representing a year-on-year increase of 4.7%. During the same year, China imported approximately 320 million tonnes of coal, representing a year-on-year increase of 6.6%.

In 2021, the overall coal price showed the trend of "sharp increase followed by a sharp decrease, and a fluctuation in high-level", and the price centre rose sharply compared with previous years, hitting a historical peak. The high coal prices in 2021 drove the growth of the overall efficiency of the industry. According to the data from the National Bureau of Statistics of China, in 2021, the national large-scale coal mining and washing enterprises achieved revenue from principal business of approximately RMB5,704.87 billion, representing a year-on-year increase of 41.9%, and a total profit of approximately RMB1,039.08 billion, representing a year-on-year increase of 190.7%.

In conclusion, the mismatch between coal supply and demand in 2021 has resulted in a significant increase in coal prices in general, which has contributed to a significant increase in the overall profit of coal enterprises and resulted a boom in the industry.



Management Discussion and Analysis

BUSINESS REVIEW

As a leading integrated coal enterprise in China, the Group's business activities operate through the whole coal industry chain, covering coal production, washing, loading, transportation and trading.

In 2021, the Group followed the market rules and continued to strengthen the development of end customers and new customers with its own low-sulfur and high-quality brand products "Kinetic 2". The Group continued to carry out various purchase and sales modes such as Free on Board, Delivered Ex Quay and Free on Trains, and timely carried out on-site sales during the overhaul of the Daqin Line, effectively extending the influence of "Kinetic 2" in the downstream. In 2021, the Group exceeded its sales volume and sales targets. For the year ended 31 December 2021, the Group recorded a total revenue of approximately RMB5,580.7 million, representing an increase of 88.4% as compared to the corresponding period of last year.

In 2021, coal prices repeatedly hit record high. The Group scientifically studied and judged the market trend, combined the spot sales at profit and presales under a high price environment, gave priority to high-quality customers with high performance and good reputation, and locked in the sales profits of medium and long-term at a high price. In May 2021, the Group established a sales risk control team to formulate a risk control plan to protect the Group's business in a complex market environment. In 2021, the average selling price per tonne of the Group's 5,000 kcal low-sulfur environmentally friendly thermal coal was approximately RMB813, representing a year-on-year increase of approximately 59.7%.

In 2021, the Group continued to implement refined management, formulated and improved various systems in various operation links, and strived to control various production and management costs. For the year ended 31 December 2021, the Group achieved a gross profit margin of approximately 64.6%, maintaining an above-average standard in the industry.

Based on the above business strategies, the Group has achieved breakthrough development in 2021, bringing considerable profit returns to shareholders. For the year ended 31 December 2021, the Group's consolidated net profit attributable to shareholders of the Company amounted to approximately RMB2,468.6 million, representing a year-on-year increase of 203.0%. The Group's EBITDA amounted to approximately RMB3,557.3 million, representing a year-on-year increase of 162.1%.

In addition, the Group has always adhered to the concept of safe and efficient production, continued to promote the construction of automation platforms such as network infrastructure platform and integrated management and control platform, and there were no serious personal injury accidents throughout the year. The Group's Dafanpu Coal Mine in Inner Mongolia has maintained the honour of "Class A Coal Mine" in Zhunge'er Banner for seven consecutive years, and has been rated as "Coal Industry Premium Safe and Efficient Mine" by the China National Coal Association since 2014.



Management Discussion and Analysis

The Group also attaches great importance to environmental protection and sustainable development. In July 2021, the Dafanpu Coal Mine successfully passed the national green mine improvement acceptance, and continued to maintain the national green mine honor; In October of the same year, the Group successfully passed the green mine construction inspection by the Ordos Natural Resources Bureau, which fully demonstrated the Group's comprehensive strength in sustainable development of the mining industry. In recent years, the Group has successfully established an ecological industrial chain integrating agricultural product planting, fruit wine production and livestock breeding in the mine reclamation area. On the basis of the steady growth of the principal business of coal, the Company will develop the ancillary business of agriculture and animal husbandry to seek more profit returns for shareholders.

The COVID-19 pandemic since early 2020 has brought about additional uncertainties in the Group's operating environment and has impacted the Group's operations and financial position. The Group has been closely monitoring the impact of the pandemic developments on the Group's businesses and has put in place responsive measures. These responsive measures include safeguarding production to ensure the coal market supply in accordance with the arrangement of government authorities while maintaining strict pandemic monitoring and control and safety production measures, negotiating with customers on delivery schedule, and continuously monitoring the operations of our customers. As far as the Group's businesses are concerned, the COVID-19 pandemic did not have material negative impact on the Group's production as the production had been resumed since early February 2020, the Group will keep its responsive measures under review as the situation evolves.

PRINCIPAL RISKS AND UNCERTAINTIES FACED BY THE GROUP, THEIR IMPACTS AND CORRESPONDING MEASURES

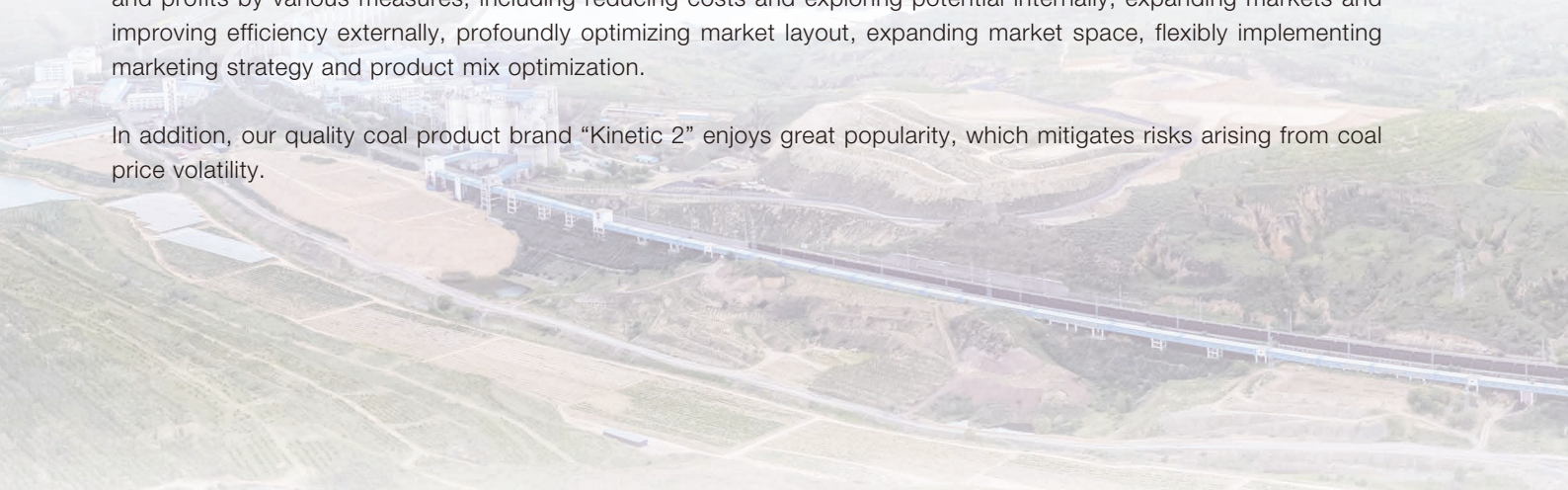
Risks arising from our mining operations being currently centered at one mining site

Our operations are currently centered at the Dafanpu Coal Mine and most of our operating cash flows and sales are derived from the sale of coal produced from this single deposit. Any significant operational or other difficulties in the mining, processing, storing or transportation of coal at or from the Dafanpu Coal Mine could reduce, disrupt or halt our coal production, which materially and adversely affect our business, prospects, financial condition and results of operations. Our operations (including mining, processing, storing, rail transportation and coal trading) have run smoothly since the commencement of commercial production in 2013. Besides, we always focus on the production safety of the Dafanpu Coal Mine and it is expected that the operations would become more stable in the future as we accumulate more operational experience.

Risks arising from coal price volatility

Influenced by the effect of structural adjustments on this sector and a centralised allocation of production capacity, there is still a substantial downward pressure on the prices of our products. The Group will maintain sales volumes and profits by various measures, including reducing costs and exploring potential internally, expanding markets and improving efficiency externally, profoundly optimizing market layout, expanding market space, flexibly implementing marketing strategy and product mix optimization.

In addition, our quality coal product brand "Kinetic 2" enjoys great popularity, which mitigates risks arising from coal price volatility.



Management Discussion and Analysis

Risks arising from production safety

The principal business of the Group is of high risk in nature with high safety and production related risks, and there are many uncertainties that affect safety production. The Group always believes that safety comes first and precaution is key, underpinning the safety monitoring system with “scientific management, sophisticated organization and practical measures” to strengthen risk management and conduct safety accountability assessment in a stringent manner to ensure the production with high operating efficiency and safety. In 2021, the Group’s Dafanpu Coal Mine had zero injury or casualty. Work that minimizes the risks in respect of production safety are detailed in the Environmental, Social and Governance Report set out on pages 24 to 56 of this annual report.

Exploration, Development and Mining Activities

The estimated coal resources and reserves with no material change of assumptions as compared with previously disclosed estimates, substantiated by the internal experts were as follows:

Coal Resources as of 31 December 2021

Coal Seam	Measured (Million tonnes)	Indicated (Million tonnes)	Inferred (Million tonnes)	Total (Million tonnes)
5	9.73	14.62	0.56	24.90
6 ^u	9.64	20.45	0.47	30.56
6	132.87	172.58	0.34	305.79
8	—	—	4.05	4.05
9	—	5.13	12.91	18.04
Total	152.24	212.78	18.32	383.34

Coal Reserves as of 31 December 2021

Coal Seam	Proven Coal Reserves (Million tonnes)	Probable Coal Reserves (Million tonnes)	Total Coal Reserves (Million tonnes)
6 ^u	5.53	10.47	16.00
6	75.19	87.20	162.39
Total	80.72	97.67	178.39

For the year ended 31 December 2021, the Group entered into a number of contracts in relation to acquisition, building construction in Dafanpu Coal Mine and other projects and the purchase of machinery and equipment. As at 31 December 2021, the Group’s outstanding capital commitments amounted to approximately RMB644.8 million.

For the year ended 31 December 2021, the Group incurred capital expenditures of approximately RMB1,022.9 million, the capital expenditures were mainly related to acquisition, building construction in Dafanpu Coal Mine and other projects and the purchase of machinery and equipment. These capital expenditures were fully financed by internal resources.

Management Discussion and Analysis

The Group did not conduct any exploration activities and did not incur any expense or capital expenditure in exploration activities for the year ended 31 December 2021.

The breakdown of the Group's expenses in relation to its mining activities for the year ended 31 December 2021 is summarised as follows:

	For the year ended 31 December 2021 RMB'000
Cost items	
Mining costs	409,669
Processing costs	111,506
Government surcharges	231,782
Transportation costs	1,223,587
Cost of sales	1,976,544
Finance costs	3,010
Total	1,979,554

FUTURE OUTLOOK

Looking forward to 2022, the new variants of COVID-19 and the escalation of geopolitical conflicts will continue to disrupt the economic recovery and the pressure of inflation continues to rise. The world economy will face many challenges. According to the Global Economic Prospects report issued by the World Bank in January 2022, it is expected that the global economic growth will decrease from 5.5% in 2021 to 4.1% in 2022, and the economic growth is entering a period of significant slowdown. The Chinese government is expected to adhere to the precise prevention and control of the pandemic, firmly implement the strategy of expanding domestic demand, maintain support for the real economy, and strive to stabilize the macro-economy.

In terms of coal market, it is expected that the relaxation of industrial power and real estate policies in 2022 will continue to support the demand for coal. As the effect of the coal supply guarantee policy gradually becomes apparent, the industry may show a pattern of growth in both supply and demand, and return to the balance between supply and demand from supply tension. It is expected that the coal price will drop, but the overall coal price will remain at a relatively high level. Coupled with the production expansion under the supply guarantee policy, the leading coal enterprises are expected to maintain growth.

Looking forward to 2022, the Group will continue to implement the development concept of both safety and efficiency, further implement the refined operation strategy, strictly control coal quality from the source to the sales terminal, continue to optimize the diversified sales model, flexibly adjust the sales pace and strategy, and continue to improve the Group's operating efficiency. At the same time, the Group will accelerate strategic mergers and acquisitions, seek progress while maintaining stability, grow bigger and stronger, and reward shareholders with excellent results.

Management Discussion and Analysis

FINANCIAL REVIEW

Consolidated Statement of Profit or Loss and Other Comprehensive Income

	2021 RMB'000	2020 RMB'000
REVENUE	5,580,702	2,961,404
Cost of sales	(1,976,544)	(1,679,187)
Gross profit	3,604,158	1,282,217
Other incomes and losses, net	145,036	69,306
Losses on fair value changes of financial assets	(134,648)	—
Selling expenses	(8,441)	(8,049)
Administrative expenses	(190,910)	(125,383)
PROFIT FROM OPERATIONS	3,415,195	1,218,091
Share of profits of an associate	19,060	23,187
Finance costs	(11,959)	(13,122)
PROFIT BEFORE TAXATION	3,422,296	1,228,156
Income tax expense	(954,737)	(413,360)
PROFIT FOR THE YEAR	2,467,559	814,796
Other comprehensive income for the year that may be reclassified subsequently to profit or loss:		
Exchange differences on translation of financial statements of operations outside Mainland China	9,013	25,457
TOTAL COMPREHENSIVE INCOME FOR THE YEAR	2,476,572	840,253

Management Discussion and Analysis

	2021 RMB'000	2020 RMB'000
Profit for the year attributable to:		
Equity shareholders of the Company	2,468,626	814,796
Non-controlling interests	(1,067)	—
	2,467,559	814,796
Total comprehensive income for the year attributable to:		
Equity shareholders of the Company	2,477,639	840,253
Non-controlling interests	(1,067)	—
	2,476,572	840,253
Basic and diluted earnings per share attributable to equity shareholders of the Company (RMB cents)	29.28	9.67



Management Discussion and Analysis

Revenue

Revenue of the Group increased from approximately RMB2,961.4 million for the year ended 31 December 2020 to approximately RMB5,580.7 million for the year ended 31 December 2021.

The increase in the Group's revenue was mainly due to the increase in both the Group's average selling price and sales volume of the coal products. The average selling price of the Group's 5,000 kcal coal products increased by approximately 59.7% for the year ended 31 December 2021, and the Group's sales volume of coal for the year ended 31 December 2021 increased by approximately 15.8% as compared with the year ended 31 December 2020.

Cost of Sales

For the year ended 31 December 2021, the Group incurred cost of sales of approximately RMB1,976.5 million as compared to the cost of sales of approximately RMB1,679.2 million for the year ended 31 December 2020. The cost of sales of the Group mainly comprised salaries of coal mine workers, costs of supplementary materials, fuel and electricity, depreciation, amortisation, surcharges of mining operations and transportation costs.

Gross Profit and Gross Profit Margin

For the year ended 31 December 2021, the Group recorded a gross profit of approximately RMB3,604.2 million and a gross profit margin of 64.6% which increased from the gross profit of approximately RMB1,282.2 million and the gross profit margin of 43.3% for the year ended 31 December 2020. The increase in gross profit margin for the year ended 31 December 2021 was mainly due to the combined effect of the increase in sales price and sales volume.

Other Incomes and Losses, Net

The net amount of other incomes and losses of the Group increased from approximately RMB69.3 million for the year ended 31 December 2020 to approximately RMB145.0 million for the year ended 31 December 2021. This was mainly attributable to the increase of approximately RMB82.6 million in government grants and approximately RMB10 million in donation, combined with the decrease of approximately RMB11 million in foreign exchange losses and approximately RMB3.7 million in interest income.

For the years ended 31 December 2021 and 2020, the Group's net amount of other incomes and losses mainly comprised government grants, net foreign exchange differences, gains or losses on disposal of property, plant and equipment, interest income and donation.

Selling Expenses

Selling expenses of the Group increased from approximately RMB8.0 million for the year ended 31 December 2020 to approximately RMB8.4 million for the year ended 31 December 2021, which was primarily because of the increase in marketing related expenses. The selling expenses mainly comprised salaries of sales staff and marketing related expenses.

Administrative Expenses

The Group's administrative expenses increased from approximately RMB125.4 million for the year ended 31 December 2020 to approximately RMB190.9 million for the year ended 31 December 2021. This was mainly attributable to the increase in staff cost during the reporting period. The administrative expenses mainly comprised salaries and related personnel expenses of the administrative, finance and human resources departments, consultancy fees and other incidental administrative expenses.

Management Discussion and Analysis

Finance Costs

The Group's finance costs decreased from approximately RMB13.1 million for the year ended 31 December 2020 to approximately RMB12.0 million for the year ended 31 December 2021. The decrease in the Group's finance costs was mainly attributable to the settlement of long-term payables.

Income Tax Expense

The major components of income tax expense in the consolidated statement of profit or loss and other comprehensive income are:

	2021 RMB'000	2020 RMB'000
Current tax — Mainland China	959,082	380,918
Deferred income tax		
Reversal and origination of temporary differences	(4,345)	32,442
Total tax expense for the year	954,737	413,360

- (a) Pursuant to the rules and regulations of the Cayman Islands and the British Virgin Islands ("BVI"), the Company and its subsidiaries, Blue Gems Worldwide Limited and Porus Power Limited, are not subject to any income tax in the Cayman Islands and BVI, respectively.
- (b) PRC corporate income tax ("CIT") was provided at a rate of 25% (2020: 25%) on the taxable income of the companies comprising the Group, as adjusted for income and expense items which are not assessable or deductible for income tax purposes.
- (c) Pursuant to the PRC Corporate Income Tax Law, a 10% withholding tax is levied on dividends declared to foreign investors from the foreign investment enterprises established in Mainland China. The requirement is effective from 1 January 2008 and applies to earnings after 31 December 2007. A lower withholding tax rate may be applied if certain criteria are met. The Group is therefore liable for withholding taxes on dividends distributed by those subsidiaries established in Mainland China in respect of earnings generated from 1 January 2008. During this year, the Group provided for and paid withholding tax subject to a tax rate of 10%.

Profit for the Year

As a result of the foregoing, the Group recorded a consolidated net profit attributable to equity shareholders of the Company of approximately RMB2,468.6 million for the year ended 31 December 2021, which increased substantially from the consolidated net profit attributable to equity shareholders of the Company of approximately RMB814.8 million for the year ended 31 December 2020. Net profit margin increased from 27.5% in 2020 to 44.2% in 2021.

Management Discussion and Analysis

Final Dividend

On 28 April 2022, the Board proposed a final dividend of HKD0.065 per share, payable to the shareholders of the Company whose names appear on the register of members of the Company on 14 June 2022. It is expected that the final dividend will be paid in cash on or before Thursday, 30 June 2022. The total amount of the final dividend to be distributed is estimated to be HKD547,950,000. The proposal of the distribution of final dividend is subject to the approval of the shareholders of the Company at the forthcoming annual general meeting of the Company (the "AGM").

Consolidated Statement of Cash Flows

	2021 RMB'000	2020 RMB'000
Net cash flows generated from operating activities	3,030,173	1,195,970
Net cash flows used in investing activities	(873,797)	(540,805)
Net cash flows used in financing activities	(641,015)	(275,197)
Net increase in cash and cash equivalents	1,515,361	379,968
Cash and cash equivalents at 1 January	877,745	497,192
Effect of foreign exchange rate changes	(5,867)	585
Cash and cash equivalents at the end of year	2,387,239	877,745

Net Cash Generated from Operating Activities

The Group's net cash generated from operating activities for the year ended 31 December 2021 was approximately RMB3,030.2 million, primarily due to profit before taxation of approximately RMB3,422.3 million, adjusted for depreciation of approximately RMB91.7 million, amortization of intangible assets and right-of-use assets of approximately RMB31.4 million, an increase in trade and other receivables of RMB120.4 million, an increase in trade and other payables and contract liabilities of approximately RMB85.4 million, losses on fair value changes of financial assets of approximately RMB134.6 million, income tax paid of approximately RMB532.6 million and other items including interest expenses, interest income, share of profits of an associate, gains on disposal of property, plant and equipment, changes in inventories and restricted deposits.

Net Cash Used in Investing Activities

The Group's net cash used in investing activities for the year ended 31 December 2021 was approximately RMB873.8 million, primarily due to payments for purchasing property, plant and equipment and other non-current assets of approximately RMB180.7 million, the increase and decrease in time deposits of approximately RMB1,481.7 million and prepayment for the proposed acquisitions of RMB885.7 million.

Net Cash Used in Financing Activities

The Group's net cash used in financing activities for the year ended 31 December 2021 was approximately RMB641.0 million, which was primarily due to dividend payment of approximately RMB661.5 million and the net increase in the Group's bank loans of approximately RMB70.7 million.

Management Discussion and Analysis

Cash at Bank

As at 31 December 2021, the Group's cash at bank was approximately RMB2,387.2 million, as compared with approximately RMB877.7 million at 31 December 2020, mainly attributable to an increase in the cash at bank by approximately RMB1,515.4 million and the exchange loss of approximately RMB5.9 million.

OTHER FINANCIAL INFORMATION

Liquidity and Financial Resources

Sufficiency of net current assets and working capital

The table below sets out the Group's current assets, current liabilities and net current assets as at 31 December 2021:

	At at 31 December	
	2021	2020
	RMB'000	RMB'000
CURRENT ASSETS		
Financial assets at fair value through profit or loss	269,382	465,787
Inventories	63,442	73,027
Trade and other receivables	236,351	108,681
Pledged and restricted deposits	155,595	57,003
Cash at bank	2,387,239	877,745
Current portion of other non-current assets	107,000	125,795
Total current assets	3,219,009	1,708,038
CURRENT LIABILITIES		
Trade and other payables	329,560	263,953
Contract liabilities	118,557	139,224
Bank loans	275,695	210,410
Income tax payable	667,460	241,063
Total current liabilities	1,391,272	854,650
NET CURRENT ASSETS	1,827,737	853,388

As at 31 December 2021 and 31 December 2020, the net current assets of the Group amounted to approximately RMB1,827.7 million and RMB853.4 million, respectively. In light of our current liquidity position and our projected cash inflows generated from operations, the Directors believe that the Group has sufficient working capital for our present requirements and for the next 12 months.

Management Discussion and Analysis

For the year ended 31 December 2021, the Group's cash at bank were mainly used for the development of the Group's Dafanpu Coal Mine and other potential projects, as well as repaying the debts of the Group and funding the Group's working capital. The Group financed its funding requirements mainly through a combination of interest-bearing bank loans and cash generated from operating activities. The Group's gearing ratio decreased from -31.9% as at 31 December 2020 to -85.8% as at 31 December 2021. This ratio is calculated as net debt divided by capital plus net debt. Net debt is calculated as total borrowings less cash at bank. Capital is equivalent to the total equity.

As at 31 December 2021, the Group's cash at bank, amounting to approximately RMB2,387.2 million, were denominated in RMB (99.6%) and Hong Kong dollars (0.4%).

As at 31 December 2021 and 31 December 2020, the Group's bank loans were repayable within 1 year or on demand. The Group's secured bank loans were as follows:

	At at 31 December	
	2021	2020
	RMB'000	RMB'000
Current		
Bank loan — secured	275,695	210,410

As at 31 December 2021, the Group's bank loans amounting to RMB275,695,000 are secured by the Group's pledged deposits amounting to RMB96,493,000 (As at 31 December 2020, the Group's bank loans amounting to RMB210,410,000 are secured by the Group's pledged deposits amounting to RMB52,603,000).

As at 31 December 2021, Mr. Zhang Li and Mr. Zhang Liang, Johnson have guaranteed the Group's bank loans amounting to RMB275,695,000 (31 December 2020: RMB210,410,000).

Financial Risk Management

(a) Interest Rate Risk

The Group's interest rate risk arises primarily from the bank loan with a floating interest rate. The bank loan with a floating interest rate exposes the Group to cash flow interest rate risk and borrowings issued at fixed rates exposes the Group to fair value interest rate risk. The Group did not account for any fixed rate financial liabilities at fair value through profit or loss, and the Group did not use derivative financial instruments to hedge its debt obligations. Therefore, a change in interest rates at the end of the reporting period would affect profit or loss. The Board will continue to closely monitor the Group's loan portfolio in order to manage the Group's interest rate risk exposure.

(b) Foreign Currency Risk

The Company and its subsidiaries comprising the Group are not exposed to significant foreign currency risk since their transactions and balances are principally denominated in their respective functional currencies. The Group did not enter into any financial instruments to hedge against foreign currency risk for the year ended 31 December 2021.

Management Discussion and Analysis

(c) **Liquidity Risk**

Liquidity risk is the risk that the Group will encounter difficulty in meeting obligations associated with financial liabilities. The Group utilises cash flow forecast and other relevant information to monitor its liquidity requirements and to ensure that the Group has sufficient cash to support its business and operational activities.

Capital Expenditures

The Group incurred capital expenditures of approximately RMB1,022.9 million for the year ended 31 December 2021, which were mainly related to acquisition, construction of buildings and the purchase of machinery and equipment of the Dafanpu Coal Mine and other projects. These capital expenditures were fully financed by internal resources.

Off-balance Sheet Arrangement

The Group did not have any outstanding derivative financial instruments and off-balance sheet guarantees for outstanding loans. The Group did not engage in trading activities involving non-exchange traded contracts.

Capital Commitments

The Group's capital commitments as at 31 December 2021 amounted to approximately RMB644.8 million which were mainly related to acquisition, construction of buildings and the purchase of machinery and equipment of the Dafanpu Coal Mine and other projects.

Other Commitments

According to the Group's production plan in the coming few years, the underground extraction activities will expand into corresponding agricultural land area currently occupied by various domestic households. As such, during the year ended 31 December 2021, management of the Group has liaised with those affected households for relocation and provided monetary compensation. As of 31 December 2021, the Group estimated the aggregate future compensation payable for such purpose to be approximately RMB20.7 million and corresponding payments are still in negotiation.

Charge on Assets

As at 31 December 2021, the Group's bank loans amounted to RMB275,695,000 are secured by the Group's pledged deposits of RMB96,493,000.

Contingent Liabilities

As at 31 December 2021, the Group had no material contingent liability.

Significant Investments, Acquisitions and Disposals

On 6 December 2021, the Group entered into an equity transfer agreement with Zhunge'er Fuliang Coal Co., Limited (准格爾富量礦業有限公司) ("**Zhunge'er Fuliang**") and Inner Mongolia Fuliang Mining Co., Limited (內蒙古富量礦業有限公司) ("**Inner Mongolia Fuliang**") to acquire 100% equity interests of Wuhai Fuliang Real Estate Development Co., Ltd. (烏海富量房地產開發有限公司) ("**Wuhai Fuliang**"), with total consideration of RMB185,700,000. According to the equity transfer agreement, the Group prepaid the consideration of RMB184,950,000 to Zhunge'er Fuliang and RMB750,000 to Inner Mongolia Fuliang respectively on 22 December 2021.

On 24 December 2021, the Group entered into an acquisition agreement with Guizhou Kinetic Energy Co., Ltd. (貴州力量能源有限公司) ("**Guizhou Liliang**") to acquire its 75% equity interests in Liupanshui Changlin Real Estate Development Co., Ltd (六盤水昌霖房地產開發有限公司) ("**Changlin**"), which is expected to own the mining rights of a coal mine in Guizhou upon completion of a restructuring, with total consideration of RMB1,100,000,000.

Management Discussion and Analysis

For more details of the above acquisitions, please refer to Notes 36 to the consolidated financial statements of the Group.

Save as disclosed above, other than (i) the acquisition of 100% equity interest in Wuhai Fuliang, and (ii) the acquisition of 75% equity interest in Changlin, which has not yet been completed as at the date of this report, during the year ended 31 December 2021, the Group had no significant investments, and no material acquisitions or disposals of subsidiaries, associates or joint ventures. As the Group made significant improvements in its financial position and cash flow in the past few years, the Group can achieve healthy and balanced growth of the business, and will take the initiative to identify new acquisition targets and to diversify its business in the foreseeable future.

Events after the Reporting Period

On 27 January 2022, Inner Mongolia Zhunge'er Kinetic Coal Limited* (內蒙古准格爾旗力量煤業有限公司) (“**IM Kinetic**”), an indirect wholly-owned subsidiary of the Company incorporated in the PRC, entered into a share transfer agreement with China Sunshine Investment Co., Limited* (中國陽光投資集團有限公司) (“**Sunshine Investment**”), an independent third party, pursuant to which IM Kinetic has agreed to purchase, (i) the 49% equity interest of the Ningxia Sunshine Mining Co., Ltd.* (寧夏陽光礦業有限公司) held by Sunshine Investment and (ii) the debt in an amount of RMB7,350,000 owed by the Target Company to Sunshine Investment, for the consideration of respectively RMB378,000,000 and RMB7,607,250.

Ningxia Sunshine Mining Co., Ltd. is principally engaged in the business of construction of coal mine and sale of coal, iron alloy and steel. It operates Weiyi Mine and Yongan Mine in Ningxia Hui Autonomous Region, which have an aggregate annual production capacity of 2,100,000 tons.

Further details of the events after the reporting period are disclosed in Note 41 to the consolidated financial statements. Save as disclosed above, the Group had no significant non-adjusting events subsequent to 31 December 2021.

Financial Instruments

Save as the subscription of trust wealth management investments as disclosed at Note 20 of the consolidated financial statements, the Group did not have any hedging contracts or financial derivatives for the year ended 31 December 2021.

Operating Segment Information

The Group's revenue and results for the years ended 31 December 2021 and 2020 were derived from the extraction and sales of coal products, which is considered as a single reportable segment in a manner consistent with the way in which information is reported internally to the Group's chief operating decision maker for allocation of resources and performance assessment.

Moreover, as the Group's revenue from the external customers and the majority of the Group's assets were located in the PRC in both 2021 and 2020, no geographical information was presented.

Management Discussion and Analysis

Human Resources and Emolument Policy

As at 31 December 2021, the Group had a total of 1,062 full-time employees in Mainland China and Hong Kong. For the year ended 31 December 2021, the total staff costs, including the directors' emoluments, amounted to approximately RMB239.0 million.

The Group's emolument policies are formulated based on the performance and experience of employees and in line with the salary trends in Mainland China and Hong Kong. Other employee benefits include performance-related bonuses, insurance and medical coverage and share options. Appropriate training programs are also provided to employees in order to ensure continuous staff training and development of employees.

Remuneration Policy of Directors and Senior Management

The Group's Directors and senior management receive compensation in the form of salaries, directors' fees, and discretionary bonuses related to the performance of the Group. The Group also reimburses them for expenses which are necessarily and reasonably incurred for providing services to the Group or executing their functions in relation to the Group's operations. The Group's remuneration committee regularly reviews and determines the remuneration and compensation package of the Group's Directors and senior management, by reference to, among other things, the market level of salaries paid by comparable companies, the respective responsibilities of the Directors and the performance of the Group.



An aerial photograph of a large, man-made reservoir with a vibrant blue-green hue. The reservoir is surrounded by lush green vegetation and a winding asphalt road. In the background, there are terraced hillsides with some agricultural fields. A power line tower is visible on the left side of the frame. The overall scene depicts a well-maintained and integrated landscape.

ENVIRONMENTAL, SOCIAL AND *GOVERNANCE REPORT*

Environmental, Social and Governance Report

2021 REVIEW OF KINETIC DEVELOPMENT GROUP

The Group has been publishing the Environmental, Social and Governance (ESG) report since 2016. This is the sixth ESG report published by us, which was approved by the Board and set out in the Company's annual report. Environmental, social and governance covers a wide range of areas and poses significant impacts to both the long-term business of a company and the overall development of the society. Good environmental, social and governance performance is the essential and important factor to the long-term success and sustainable development of a company.

The business entities included in this report are consistent with the scope of the Company's annual report. The new entities included Porus Power Limited, Prosperity Power (Asia) Limited, Kinetic (Hainan) Energy Technology Co., Ltd., Guizhou Kinetic Mines Co., Ltd. and Guangzhou Yueli Electronic Technology Co., Ltd., which were incorporated into the Group through establishment or acquisition during the year. This report focuses on the operation of the Group in areas such as responsible operations, production safety, and environmental protection during the period from 1 January 2021 to 31 December 2021.

This report follows the requirements of the *Environmental, Social and Governance Reporting Guide* in Appendix 27 to the Listing Rules of The Hong Kong Stock Exchange. Unless otherwise specified, the information and data cited in this report is derived from the Company's official documents, statistical reports and financial reports, as well as environmental, social and governance information that is collected, aggregated and reviewed by the Company.



Environmental, Social and Governance Report

1. RESPONSIBLE GOVERNANCE

1.1 Board statement

The Board of the Company is the highest responsible and decision-making body for ESG matters and assumes full responsibility for the Company's ESG strategy and reporting. It is responsible for assessing and determining the Group's ESG-related risks and ensuring that appropriate and effective ESG risk management and proper implementation of the internal control systems. The Company has established an ESG working group, which is responsible for passing the Board's ESG-related resolutions to lower levels, implementing the overall planning of ESG matters and reporting to the Board on work progress and feedback. The ESG working group has an enforcement team which is responsible for daily ESG management and has gradually built an ESG contact network.

Risk management of ESG-related matters is of utmost importance. The Company has incorporated ESG-related risks into its risk management and internal control systems. Through the Board's understanding of the business and communication with different stakeholders, the Company regularly assesses ESG-related risks, regards the management of and improvement on important issues as its key ESG tasks, and incorporates them into the Company's overall strategy for consideration, with a view to supervising the management and performance of those issues.

The Company has established an ESG target management mechanism, covering major ESG performance indicators such as carbon emissions, pollutant emissions, energy consumption and water resources management, and regularly reviews the progress of achieving the targets.

This report discloses in detail the progress and effectiveness of the Company's ESG work in 2021. The Board and all Directors guarantee that there are no false representations, misleading statements or material omissions in this report, and jointly and severally accept responsibility for the truthfulness, accuracy and completeness of its contents.

1.2 Reporting Principles

Materiality: The Group communicates with different stakeholders on a regular basis to better understand the ESG-related matters that require the Group's attentions from the perspective of stakeholders. The Group conducted a survey of our stakeholders and classified the ESG aspects based on their perceived importance to the stakeholders represented by the Group. Details are reported in chapter 1.4 of this report.

Quantitative: The Group has prepared measurable key performance indicators (KPIs) with reference to Appendix 27 of the Listing Rules for performance appraisal. Quantitative data presented in this report are accompanied by narrative, explanation and comparison, where applicable. This report is published annually.

Consistency: The Group adopts a consistent approach and obtains social and environmental KPIs from the Group's internal record system.

Environmental, Social and Governance Report

1.3 Communication with stakeholders

The Group attaches great importance to the communication with stakeholders, by disseminating the Company's ESG concepts and practices through various channels, understanding the concerns of stakeholders and taking action to meet their reasonable expectations and demands.

Stakeholders	Expectations and Concerns	Communication and Response
Government and regulatory agencies	<ul style="list-style-type: none"> Implementation of national policies, laws and regulations Promotion of local economic development Promotion of local employment Safe production 	<ul style="list-style-type: none"> Submission of documents Advice and suggestions Special reports Inspection and supervision
Shareholders	<ul style="list-style-type: none"> Revenue returns Compliance operations 	<ul style="list-style-type: none"> Company announcements Information disclosure Special reports Field trips
Customers and partners	<ul style="list-style-type: none"> Performing contractual obligations in accordance with laws Business integrity High-quality products and services Promotion of industry development 	<ul style="list-style-type: none"> Business communication Customer feedback Communication and discussion Negotiation and cooperation
Environment	<ul style="list-style-type: none"> Emissions in compliance Energy conservation and emission reduction Ecological protection Concerns for the impacts of climate change 	<ul style="list-style-type: none"> Work reports Submission of reports Research inspection
Staff	<ul style="list-style-type: none"> Protection of rights Occupational health Salaries and benefits Career development 	<ul style="list-style-type: none"> Collective bargaining Platform for democratic communication Staff activities
Society and the public	<ul style="list-style-type: none"> Improvement in the community environment Participation in public welfare activities Open and transparent information 	<ul style="list-style-type: none"> Company website Company announcements, interviews and communication

Environmental, Social and Governance Report

1.4 Identification of material issues

To further clarify the key areas of corporate ESG practices and information disclosure and enhance the pertinence and responsiveness of the ESG report, the Group has identified ESG issues of interest to stakeholders in light of the requirements of *the Environmental, Social and Governance Reporting Guide* of The Hong Kong Stock Exchange. The Group has also used anonymous questionnaires to determine the significance of each ESG issue and finally confirmed the extent and the boundaries of ESG issue disclosure to ensure a more accurate and comprehensive disclosure of ESG information.

Process for identifying ESG material issues

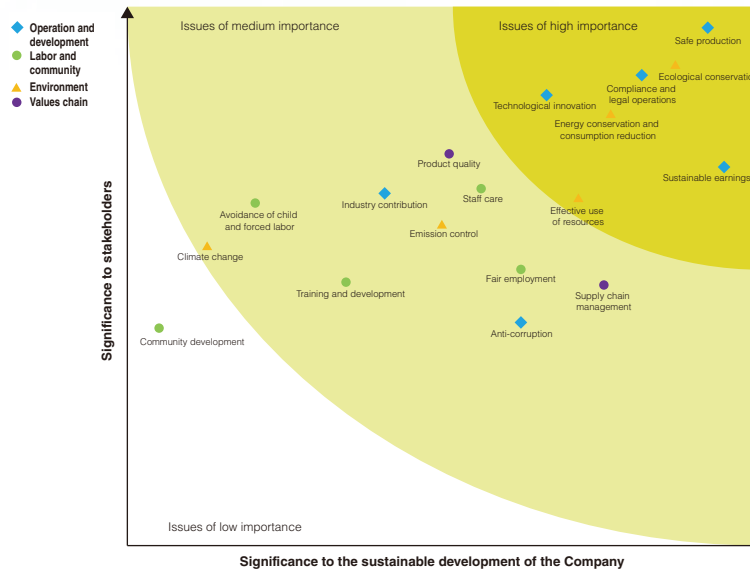
Identification	Step 1: Collect relevant issues	Eighteen ESG issues were collected. These issues were obtained through extensive data source analysis, including the <i>Environmental, Social and Governance Reporting Guide</i> of The Hong Kong Stock Exchange, <i>Sustainability Reporting Standards</i> of Global Reporting Initiative (GRI), stakeholder opinions, corporate policies and management strategies, industry benchmarking, ESG rating system analysis, internal publications and media reports, etc.
Prioritization	Step 2: Investigate the level of concern	Six stakeholder groups (government and regulatory agencies, shareholders, customers, partners, employees and community representatives) were invited to answer questionnaires and rate the significance of each issue from their perspectives.
	Step 3: Analyze the impact on operations	Opinions from the Company's senior management personnel were solicited to assess the significance of the issues to corporate sustainability from a corporate perspective.
	Step 4: Prioritize the issues	Based on the analysis results of the second and the third steps, the issues were prioritized by "stakeholder significance" and "company sustainability significance" and then the ESG material issues matrix and list were obtained. The prioritization results will serve as an important reference for future strategy development, target setting and continuous information disclosure.



Environmental, Social and Governance Report

In 2021, the Group's material issues were as follows:

2021 ESG material issues matrix



The list of ESG material issues in 2021

Importance level	Prioritization	Issues	Scope
Issues of high importance	1	Safe production	Operation and development
	2	Ecological conservation	Environment
	3	Compliance and legal operations	Operation and development
	4	Energy conservation and consumption reduction	Environment
	5	Effective use of resources	Environment
	6	Technological innovation	Operation and development
	7	Sustainable earnings	Operation and development
Issues of medium importance	8	Staff care	Labor and community
	9	Product quality	Value chain
	10	Emission control	Environment
	11	Industry contribution	Operation and development
	12	Fair employment	Labor and community
	13	Supply chain management	Value chain
	14	Anti-corruption	Operation and development
	15	Avoidance of child and forced labor	Labor and community
	16	Training and development	Labor and community
	17	Climate change	Environment
Issues of low importance	18	Community development	Labor and community

Environmental, Social and Governance Report

2. COMPLIANCE OPERATIONS

The Group conducts its business management in accordance with the applicable laws and regulations, strengthens the development of its internal control and compliance culture and increases its research and development investment to continuously promote technological innovation. In addition, the Group improves the whole management process for coal quality to provide high-quality products and excellent customer service. The Group also attaches great importance to supply chain management, so as to achieve mutual benefit with its suppliers.

2.1 Integrity and compliance

Ethics and integrity are the cornerstones of the Group's success. In strict compliance with the requirements of relevant laws and regulations including the *Company Law of the People's Republic of China*, the *Anti-Money Laundering Law of the People's Republic of China*, the *Anti-Unfair Competition Law of the People's Republic of China* and the *Prevention of Bribery Ordinance* (Chapter 201, Laws of Hong Kong), the Group strives to eradicate all corrupt practices and to adhere to the principle of "equal emphasis on education, supervision, prevention and control". By formulating the *Responsibility Investigation Measures*, the Group has strengthened the standardized management of the Company, improved the accountability system and deployed the responsibility investigation process to enhance its employee's sense of responsibility. In 2021, the Group formulated the *Supervision and Management System*, setting out the requirements from the perspective of integrity, stipulating the responsibilities, authorities and supervision procedures of the supervision departments, and clarifying the reward and punishment standards for the supervisors and the monitored objects.



Environmental, Social and Governance Report

To create a fair and equitable management environment, the Group has set up a complaint collection box, and offered a report hotline and email address to receive feedback from all its employees. The Group assigns a designated person to collect and sort out the reported information regularly and maintains strict confidentiality on the identities of whistle-blowers and initiates an investigation procedure on the alleged violation and ensures a high degree of accountability according to the actual situation.

In 2021, the Group organized 2 themed trainings on integrity warning education, including the training on “Integrity and Honesty — Prevention of Duty-related Crime” for personnel in professional and technical or higher positions (including the Directors) of the Group, and the training on “Integrity Warning Education” for personnel in professional and technical or higher positions of Kinetic Coal and its subsidiaries. The Group enhanced employees’ awareness of integrity and self-discipline and built a strong anti-corruption red line through case-by-case study combining with actual situations. In 2021, the Company is not aware of any corruption litigation cases filed and concluded against the Company or its employees.



Environmental, Social and Governance Report

2.2 Technological innovation

Adhering to the goals of safety, environmentally friendly, energy-saving, green and efficient construction, the Group makes every effort to grow into a scientifically and technologically innovative enterprise. In 2016, the Group established an automation innovation studio with high-tech talents as its core elements. The innovation studio was rated as an advanced studio by Ordos in 2017. A technology team, a publicity team, a liaison team and a research and development team have been set up under our science and technology innovation studio, consisting of technical backbones and management personnel from ten departments. For the past two years, the innovation studio has completed 68 small-scale technological reforms and technological innovations, and applied for 2 patent registrations. Through continuous investment in technological innovation and research and development of technological innovation projects, the Group improves the production environment with technology, improves the efficiency of energy conservation and ensures the safety production for employees.

The Company attaches great importance to the protection of intellectual property rights, and strictly abides by relevant laws and regulations, such as the *Patent Law of the People's Republic of China*, the *Copyright Law of the People's Republic of China* and the *Trademark Law of the People's Republic of China*. While continuously improving the Company's independent innovation level, it eliminates all acts that infringe or endanger the legitimate rights and interests of the Company's intellectual property rights.

In recent years, the Group has carried out the innovative research of the fully mechanized top-coal caving mining method for the full-seam coal at 61103 working faces. Such technological innovation avoided dangerous factors against the mines caused by hazards, such as water, fire, gas, and roof plates, when using strata mining method to mine in ultra-thick coal seams. It brought down 50% of the workload for roadway preparation, reduced the number of times to move the working faces, saved water and electricity required for extraction, improved extraction output, and increased efficiency, which effectively achieved the Group's development goals in safety, environmental protection, energy saving, green and high efficiency. In addition, in the process of continuous technological innovation, the Group has also achieved, for examples, the utilization of power rapid switching equipment for power stations and the upgrading of various power-driven technologies, which effectively reduced the interruption of power failure to normal production and effectively prevented safety production accidents in coal mines. At the same time, the installation and operation of the auxiliary shaft "truck-mounted overhead passenger device" effectively guaranteed the personal safety of production crew in the mines when riding on the device. The above technological innovation and transformation further guaranteed production safety in mines.



Environmental, Social and Governance Report

2.3 Provision of quality products

The Group complies with relevant laws and regulations such as the *Product Quality Law of the People's Republic of China* and inspects coal quality in strict accordance with national standards. Coal quality inspections by the Group when coal was extracted from mines, transported to shipping stations and ports and loaded onto ships remained stable throughout the year. There was no product sold or delivered return in relation to safety and health issues.

The Group has a coal processing plant in the mining area with an annual raw coal processing capacity of over 5 million tonnes. Through high-standard raw coal, dedusting, washing, medium, coal slurry water treatment and product storage and transportation systems, the Group ensures 100% product quality pass rate. The Group has formulated the *Coal Quality Management System for Coal Processing Plants* and established a coal quality management leading group for the coal processing plant, under which a coal quality supervision and inspection agency and a coal quality management and enforcement agency were set up to strengthen end-to-end quality control. For each shift, coal quality inspectors are appointed to inspect the main control points in the production system. Problems found will be promptly followed up and handled on site. In addition, the coal processing plant has built the Rockwell PLC centralized control system, a heavy medium density automatic adjustment system, an industrial video surveillance system and a dispatch communication system to continuously improve its automated monitoring and management.

The Group strongly supports the country's efforts in the comprehensive control of air pollutants and strives to provide customers with more environmentally friendly and high-quality fuel to reduce sulfur dioxide emissions. The Group's clean coal products have sulfur content in compliance with national requirements (below 0.6%) and also feature stable quality indicators. The Group has a quality control system for all products sold. Product quality shall be in line with the safety and health rules and remain stable for a long period of time. The Group's coal product "Kinetic 2" is of high quality and environmental friendly, characterized by low sulfur content, high flammability and high calorific value. These characteristics make it highly efficient and allow it to be supplied to coal-fired units. Moreover, it is widely used in papermaking, cement, iron and steel, building materials, ceramics, etc.

After completing the overhaul of certain boilers of Dafanpu Coal Mine in 2021, the emissions of harmful gas have been reduced, enhancing operation efficiency and reducing coal consumption. In 2021, after treatment, all domestic sewage will be reused in production to achieve zero discharge of domestic sewage.

In 2021, the Group's Dafanpu Coal Mine rated as "Class A Coal Mine" in Inner Mongolia's Zhunge'er Banner for seven consecutive years.



Environmental, Social and Governance Report

2.4 Enhancement of service quality

Product quality is the cornerstone to reflect the corporate brand and the core to enhance the brand's operating value. The Group insist on providing customers with quality service to maintain long-term and stable partnerships. Focusing on the professional skills and business qualities of the sales teams, the Group conducts regular business training for sales personnel to ensure smooth and good communication between business personnel and customers; upholds the trading principles of the coal market and scientifically streamlines the coal sales process to provide customers with more convenient services and enhance customers' satisfaction and loyalty; pays regular return visits to customers to understand the problems that they have in purchasing and using the Company's products and to obtain their advices. During the reporting period, the Group did not receive any customer complaints.

Since 2018, the Group has established a customer rating mechanism, which was adopted to rank the Group's customers by assessing their qualifications, payment ability, credit, business categories, risk-taking ability and the partnership duration with us, and to adjust the customer ranking as cooperation deepens. At the same time, the Group adjusts the assessment criteria based on the continuous development and changes of market environment and requirements, and strengthens its cooperation with quality customers to enhance its ability to prevent and control market risks.

In addition, focusing on customer privacy protection, the Group strictly regulates the customer information and archive management. The Group has developed detailed operational and service practices to protect customers' privacy. The Group requires employees to fully comply with the principles of handling clients' confidential data and prohibits employees from any unauthorized copying, dissemination or disclosure of confidential information to reduce the risk of data leakage.



Environmental, Social and Governance Report

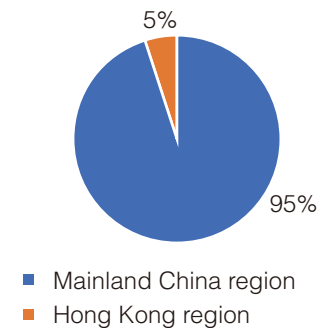
2.5 Supply chain management

The Group attaches great importance to supplier management, and has formulated the *Supplier Management Measure* and set up entry standards for qualified suppliers. The Group also adjusts the assessment criteria based on the continuous development and changes of market environment and requirements, and thoroughly screens and evaluates suppliers to ensure that the materials purchased feature good quality, reasonable price and timely service. In order to effectively identify environmental and social risks along the supply chain, the suppliers' environmental protection and production safety performance have been also included in the assessment criteria. According to the material demand plan and the type of materials of the production department, procurements of materials are generally conducted by way of bidding, price enquiry and comparison, and targeted procurements. All procurements of materials are subject to the signing of purchase agreements.

The Group's supplier assessment standards mainly focus on six aspects, namely basic qualifications (including health, safety, environmental management and fulfilment of social responsibility), production and inspection capability, warehousing and transportation capability, research and development capability, quality assurance system and after-sales service system. Provided that the comprehensive score of the suppliers meets the technical requirements, the Group will give priority to suppliers with more environmentally friendly products.

The Group rates its suppliers. Suppliers are evaluated based on the quality, delivery date, price, service, etc. of their products every six months; and they are graded after an overall evaluation every year. For suppliers with excellent rating, the Group offers priority of payment as an incentive and more transaction opportunities; for suppliers with poor rating, the Group provides advice to them and helps them improve, so as to drive industry development together with suppliers. In 2021, the Group had suppliers across Mainland China and Hong Kong, and made transactions with a total of 397 suppliers during 2021.

Suppliers by geographical regions



Environmental, Social and Governance Report

3. SAFE PRODUCTION

As a coal mining enterprise, the Group always places safety as its top priority. The Group strictly complies with relevant laws and regulations such as the *Production Safety Law of the People's Republic of China*, the *Fire Control Law of the People's Republic of China*, the *Regulations on the Basic Conditions for the Safe Production of Coal Mines* and the *Prevention and Control of Occupational Diseases Law of the People's Republic of China*. The Group aims to build intrinsically safe mines and complies with the production safety policy of "comprehensive management with safety and precaution first". The Group fulfills its primary responsibility for production safety. It conducts hierarchical coal mine risk control and hidden danger identification and treatment. It also strengthens on-site safety management as well as safety training to ensure occupational safety and health. In 2021, the Group invested RMB34.22 million in production safety and occupational health.

3.1 Safety management system

Management is the key to safety. A comprehensive and efficient safety management system is a guarantee of safe production. The Group has established health and safety working groups at all levels from the Board to the production lines of coal mine, which are responsible for the implementation and supervision of health and safety work, forming a multi-level health and safety management system and organizational structure and staffing. The Group has developed a scientific and efficient safety management system that conducts responsibility-oriented safety management and applies high standards to enhance safety. Based on the safe production accountability system, this safety management system uses a hierarchical control of safety risks and identifies and controls hidden dangers. In addition, this system emphasizes electromechanical and ground safety, ensures safety through lean management and forms a safety culture, addressing all staff and aspects as well as the whole process.

In order to use systems to standardize management and fulfill safety management responsibilities, the Group has formulated a number of systems such as the *Accountability Measures*. Also, the Group formulated three additional production management systems, namely the *Potential Safety Hazard Identification and Control Measures*, *Safety Training Management System* and the *Safety Performance Evaluation Plan* in 2021 to improve the safe production rules and regulations while keeping all work on track.

Aiming at becoming the representative and benchmark of advanced coal production, the Group adheres to new development ideas, constantly consolidates safety foundation, makes every effort to improve technology, process and equipment and optimizes design to achieve intensive, safe, efficient and green mining. In 2021, the Group's Dafanpu Coal Mine rated as "Class A Coal Mine" in Inner Mongolia's Zhunge'er Banner for seven consecutive years, and has been recognized as the "Premium Safe and Efficient Mine" by China National Coal Association (中國煤炭工業協會) consecutively since 2014.



Environmental, Social and Governance Report

3.2 On-site safety management

The Group's on-site safety management is reflected in the various stages: Based on the *Potential Safety Hazard Identification and Control Measures*, the Group appoints managers and technical personnel to regularly analyze security risk control and identify and control potential safety hazards in order to enhance the standards for safe production. The Group strictly controls the production process and has established relevant mechanisms such as the *Management Mechanism for Mine Operations* to impose stringent requirements on all aspects of on-site operations. In addition, the Group has also strictly implemented the policy of "one ventilation and three preventions" to create good on-site operating conditions and provide basic guarantees for safe production. The Group has set up a safety monitoring system, a personnel location system and part-time first-aid teams to enhance safety protection and its emergency response capability.

Checklist of "one ventilation and three preventions"

"One Ventilation"

One Ventilation: All ventilation facilities in the mines (adjustable wind doors, adjustable wind windows, windshield and permanent enclosures) are inspected once a week and various records and statements are improved to ensure the stability and reliability of the mine ventilation system.

"Three Preventions"

Gas prevention: For each shift, two dedicated gas inspectors are arranged to conduct patrol inspection throughout the mines. The gas inspectors must strictly implement the on-site handover system and the reporting system to prohibit gas accumulation. Problems discovered during the current shift should be reported and handled in time to ensure good gas control.

Dust prevention: Dust monitoring is carried out at each dust monitoring site through sentinel surveillance and individual surveillance on a monthly basis in accordance with the layout plan of the dust monitoring site. The total dust concentration is measured twice a month, and the concentration of respiratory dust is measured once a month. The dust dispersion and the free silica dioxide content in the dust is measured once every six months. The roadways within the department's jurisdiction are sprinkled for dust removal at least once a month.

Fire prevention: Designated personnel will be arranged every week to conduct a inspection on the permanent closure of the mine and conduct manual sampling to perform beam tube analysis. Each mine will be inspected once a week at its respective fire detection points, and a forecast of the natural fire prediction of the mine will be carried out once a week in accordance with the regulations. Based on the test results and the analysis of the beam pipe, it is judged whether there is a sign of fire at its respective fire detection points, and effective measures will be taken.

Environmental, Social and Governance Report

In 2021, the Group continued to strengthen the safety risk hierarchical control as well as hidden danger identification and resolution, organized 97 self-inspections and daily inspections in the mines and identified 1,292 hidden dangers, ensuring the safe and efficient development of the Group. The Group adopted a solution, which targets on five areas of implementation requirements “measures, responsibilities, funds, time limits and emergency plans”, to eliminate all kinds of hidden dangers. The resolution rate of hidden dangers is 100%. In addition, the Group further improved its management of part-time first-aid team. Combined with the regulations on mine rescue operations and the requirements for the standardized assessment documents on the quality of the mine rescue team, the Company has established a training mechanism of “monthly training” for part-time first-aid team, focusing on emergency knowledge such as bandage and the use of oxygen ventilators for injured persons, and strengthening the management of the equipment for rescue operations to ensure good condition of first-aid equipment and further enhance the work level of part-time first-aid team, as well as the emergency response management work. In the past three years including the year ended 31 December 2021, there were no work-related fatalities, major accident or work-related injuries in the Group. In 2021, a total of 56 lost days due to work injury were recorded.

3.3 Safety training and education

To implement the *Safety Training Regulations for Coal Mines* and the *Notice of the State Administration of Coal Mine Safety Supervision on Carrying out Safety Training and Improvement for Coal Mines and Promoting the Quality Improvement of Coal Mine Employees*, the Group has formulated the *Training Management Regulations*, *Internal Trainer Management Regulations* and *Practical Training Management Measures (Trial)* to improve the Company’s safety training system, clarify the responsibility for safety trainings at all levels and establish a mechanism for the selecting and motivating internal trainers, so as to provide a fundamental guarantee for comprehensively enhancing the comprehensive quality of employees.



Environmental, Social and Governance Report

The Group has established the *One Staff, One File* system for safety training, and implements a safety training program every term to standardize safety training and education. All employees of the Group are required to conduct pre-job safety knowledge training before they report duty. To enhance the safety awareness of employees, the Group organizes training for employees every year, holds regular work safety meetings, issues safety reminders before work every day, so that employees can keep in mind the safety risks and precautions of their posts. In 2021, on the basis of adhering to the training mechanism of “theoretical knowledge + practical skills + operating procedures”, in order to improve the quality of practitioners and enhance the safety operation skills of employees, the Company organized 49 batches of safety training sessions for engineering technicians and management personnel, while the departments organized 52 batches of safety trainings for employees (457 sessions) and 73 hands-on practical skills training sessions throughout the year, and conducted operation process test to 2,734 people. To create a good learning atmosphere of “comparing, learning, chasing and surpassing (比學趕超)”, the Company organized one “Safety and Health Cup (安康盃)” knowledge contest and one technical skills competition, and complimented the outstanding groups and individuals. With a view to ensuring the specificity of training, engineering technicians and management personnel carried out special trainings focusing on topics such as *Accidents and Hidden Danger Investigation and Management*, *Safety Risk Identification*, *Habitual “Three Violations” Management*, *Electrical and Mechanical Transportation Safety*, *One Dredging and Three Preventions for Mines*, *Flood Prevention through Cadastral Surveying*, *Mining of Urgent Incandescent Coal Seam*, *Treatment of Coal and Gas* and *Mine Geology and Mine Maps*. The training for production team focused on *Habitual “Three Violations” Management*, *Position Operation Process*, *Position Safety Production Responsibility*, *Safety Operation Procedures*, and *Self-help, Mutual-aid and Emergency Rescue*, *Mining Machinery Operation*, *Operation of Excavators*, *Operation of Electrogas Welding*, *Operation of Anchor Machines* and other topics to carry out safety training.

At the same time, to improve the safety emergency response capability of coal mine employees, in 2021, the Group carried out two emergency drills on flooding, namely the underground flood drill and the three preventions special drill for rainy seasons that cover the Company’s management and 14 departments of the mines. Both drills have significantly enhanced the employee awareness of disaster response and prevention, as well as their ability to respond to accidents and emergencies swiftly, improving the Company’s rescue capability.



Environmental, Social and Governance Report

To further promote the decisions of the Party Central Committee and the State Council on strengthening production safety and to meet the requirements of the safe production committees of the Inner Mongolia Autonomous Region, Ordos, Zhunge'er Banner and the National Energy Administration, the Group carried out the Safe Production Month campaign with the theme of "Implementing Safety Responsibility and Promoting Safety Development" throughout the mine in 2021 which included the kick-off ceremony and pledge ceremony of the Safe Production Month, accidents and hidden danger investigation and treatment, staff seminars on "Three Violations", hazardous and educational trainings for employees, safety consultation days and safety knowledge quizzes, the 7th "Safety and Health Cup (安康盃)" knowledge contest, emergency drill activities, Safety Production Month Technical Skills Competitions, etc. The "Safe Production Month" campaign comprehensively improved all employees' awareness of safety and responsibility, strengthened the safety management of mines, and laid a solid foundation for safe production throughout the year.

3.4 Occupational health and safety

Production safety should be people-oriented because the health and safety of all employees is critical to the development of the Group. In accordance with the provisions of the *Law of the People's Republic of China on Prevention and Control of Occupational Diseases*, the Group provides employees with personal protective equipment in line with national and industry standards. In accordance with the *Regulation on Work-Related Injury Insurance*, the Group has formulated and continuously revised the *Work-Related Injury Management System* to protect the legitimate rights and interests of employees who have suffered work-related injuries. In addition, the Group regularly organizes employees to take physical examinations to enhance its occupational health monitoring and management. At the same time, the Group also pays special attention to the health, safety and environmental protection management of contractors, and requires contractors to establish a health, safety and environmental protection management system and strictly implement industry standards.

In 2021, the Group inspected and assessed workplace occupational hazards in accordance with the provisions of the *Law of the People's Republic of China on Prevention and Control of Occupational Diseases* and submitted the assessment reports and relevant data to occupational diseases and hazardous projects reporting system to complete the annual return in 2021. The Group conducted a the promotion week on the *Law on Prevention and Control of Occupational Diseases* to train and educate employees about the law and the knowledge of occupational disease prevention and treatment to improve all employees' self-protection awareness and ability. In 2021, the Group completed the renewal of 408 occupational health records and improved the records retrieval procedures for resigned staff. The *Administrative Measures for Occupational Health Monitoring Files* have been revised to regulate workers' personal protective measures, while the occupational health examination rate reached 100%.



Environmental, Social and Governance Report

4. GREEN ENVIRONMENTAL PROTECTION

The Group has been following a green development path of economical efficiency, environmentally friendly and mining harmony, strictly abiding by relevant laws and regulations such as the *Environmental Protection Law of the People's Republic of China*, the *Air Pollution Prevention and Control Law of the People's Republic of China*, the *Clean Production Promotion Law of the People's Republic of China* and the *Law of the People's Republic of China on the Prevention and Control of Solid Waste Pollution*. Resources conservation and environmental protection are carried out continuously throughout the design, construction and production processes with the green principles adopted. In 2021, the Group furthered environmental protection to the next level combining the green mine construction.

In 2019, the Group's Dafanpu Coal Mine successfully passed the comprehensive green mine selection and became the first batch of coal mines being included in the Green Mines Selection List 2019. In 2021, according to the *Evaluation Indicators for Green Mine Construction* issued by the Ministry of Natural Resources, Dafanpu Coal Mine improved and enhanced the construction of green mines, and successfully passed the "double random, one open" inspections on green mine construction organized by the Ordos Natural Resources Bureau in October 2021. The passing of this green mine inspection fully demonstrates the Group's comprehensive strength in the ecological and environmental protection of mines and its sustainable development in the mining industry.

4.1 Saving energy and conserving resources

As a coal production enterprise, the Group has been paying attention to energy consumption in production. The Group responded to the basic national policy of energy saving and consumption reduction following the *Energy Saving Law of the People's Republic of China* and the *Energy Saving and Emission Reduction Work Plan of the 13th Five-year Plan*, and strengthened its electricity control and all staff control to build an energy-saving enterprise, promoting green and sustainable development.

In 2021, the Group reformulated the *2021 Electricity Saving Management Measures* and formulated the *Electricity Management Regulations For Peak And Trough Periods*. Under the premise of securing safe production, the Group streamlined electricity consumption standards, and set up the electricity saving team and office to optimize the production and maintenance time and reduce energy consumption. At the same time, through technological transformation, the Group adopted more energy-efficient machinery and equipment, strengthened internal equipment utilization management to reduce idle running and electricity consumption. In May 2021, the Group obtained the *Energy Management System Certification*. In 2021, through various electricity saving measures, the Group saved 7,126,554 kWh of electricity.



Environmental, Social and Governance Report

In 2021, the Group's comprehensive energy consumption was 15,700 tonnes of standard coal, and the comprehensive energy consumption per 10,000 yuan of output was 0.096 tonnes of standard coal; water consumption was 502,900 tonnes, and water consumption per 10,000 yuan of output was 3.07 tonnes; direct (scope 1) greenhouse gases emission was 7,950 tonnes, and direct (scope 1) greenhouse gases emission per 10,000 yuan of output was 0.049 tonnes; energy indirect (scope 2) greenhouse gases emission was 63,600 tonnes, and energy indirect (scope 2) greenhouse gases emission per 10,000 yuan of output was 0.39 tonnes. In 2022, the energy consumption goal is to reduce coal consumption to 15,000 tonnes of standard coal and water consumption to 458,000 tonnes. The Company intends to achieve the goal by inspecting the boilers, improving thermal efficiency, rationalizing water usage, and eliminating running, bubbling, dripping and leaking water.

Energy consumption of the Group

Index	Unit	2021	2020
Total electricity consumption	10,000 kWh	6,949	6,603
Outsourcing steam	10,000 tonnes	—	—
Coal burned	tonne	15,760	22,404
Gasoline	liter	71,901	64,117
Diesel fuel	liter	514,410	607,168

4.2 Emission management

The Group attaches great importance to the management of waste discharge generated in the course of operation, and strictly complies with laws and regulations such as the *Law of the People's Republic of China on the Prevention and Control of Environmental Pollution by Solid Waste* and the *Law of the People's Republic of China on the Prevention and Control of Water Pollution* as well as the requirements of environmental protection. The Group adopts scientific environmental protection impact and management measures and reduces the generation and disposal of waste by technological measures, recycling and other methods.

Wastewater

The Group complied with the requirements of the *Water Law of the People's Republic of China* and the *Law of the People's Republic of China on the Prevention and Control of Water Pollution*, and treated wastewater in strict accordance with national standards. Wastewater produced by the Group was categorized into coal mine wastewater and domestic sewage. After the coal mine wastewater is treated and meets the related standards, it is used in production, watering and dust reduction, and provided to power plants, boilers and bathrooms through newly built pipelines. When the domestic sewage meets the standard requirements after treatment, it is directed to the circulating water pool of coal processing plants through the pressurizing pump and is ready for the production of coal processing plants. The wastewater left is collected in the pool of the coal mines after treatment for watering and greening. Through enhancing comprehensive water consumption efficiency, in 2021, all domestic sewage treated was recycled to be used as the production water of the coal washing plant, achieving zero discharge. Annual consumption of water recycled was approximately 120,000 cubic meters.

In 2022, the Group will maintain the efficiency of sewage treatment with an aim to constantly achieve the goal of zero discharge of wastewater. In 2022, the water resource used for the Group's activities are supplied from a municipal source and have had no issue in sourcing water that is fit for purpose.

Environmental, Social and Governance Report

Solid waste

General solid wastes produced in the production of the Group mainly include coal gangue produced in the mining process, boiler ash produced by boilers, slime, and food waste from the canteen; hazardous wastes are waste mineral oil and waste oil barrels produced in the maintenance of machinery. The Group strictly abides by the *Law of the People's Republic of China on the Prevention and Control of Solid Waste Pollution*, processing the wastes in accordance with national standards to avoid pollution. The Group transports the coal gangue, boiler ash and slime to the gangue landfill to bury in layers with soil. Domestic waste is collected and taken up by qualified waste processing companies.

As for hazardous wastes, the Group built a standardized hazardous coal mine materials repository according to the requirements on hazardous materials by Environment Protection Agency and passed the acceptance check of the Environmental Protection Agency. Daily waste oil is generally stored in the hazardous repository and taken up by a qualified third party under the supervision of environmental protection authority when reaching certain amount. Waste oil barrels are collected for reuse by suppliers for free.

In 2022, the goal of solid waste discharge is to reduce boiler ash to 780 tonnes, slime to 150 tonnes and gangue to 640,000 tonnes. To achieve the goal, the Group will timely adjust the operation of the boilers based on the changes in weather to reduce the coal consumption by boilers. The coal-burning height of the boiler is adjusted according to the coal quality to ensure sufficient burning, thereby reducing the generation of boiler ash and slime; strengthen coal caving management in mining face to reduce gangue generations; strengthen washing management to eliminate coal collapse and reduce waste gangue emissions; improve the overall gangue utilization rate of gangue and reduce gangue emissions by manual selecting of kaolinite and developing gangue bricks.

Solid waste production of the Group

Index	Unit	2021	2020	
Hazardous wastes	waste mineral oil (machine oil, lubricating oil, etc.)	tonne	15.7	5.9
Non-hazardous wastes	sludge in water treatment	tonne	9	13
	other production wastes (mainly coal gangue)	10,000 tonnes	66.36	70.85
	boiler ash	tonne	788	792
	slime	tonne	155	158
	food waste	tonne	33.9	48.2
Intensity of solid waste generated	tonnes per RMB10,000 output		4.1	5.3

In 2021, the Group continued to implement the *Repairing the Old and Using the Waste Policies*, strictly controlled the consumption of materials, strengthened the management of "repairing the old and using the waste" and fully explored the residual value of waste materials and waste equipment. In 2021, the Group's production value through repairing the old and using the waste was approximately RMB1.57 million, which effectively reduced production costs and guided employees to form environmental awareness of saving materials and reducing emissions.

Environmental, Social and Governance Report

Exhaust gas

According to the *Air Pollution Prevention and Control Action Plan*, and under the strict requirements of national environmental protection, the Group launched the dedusting and desulfurization treatment on boiler flue gas, and which was discharged after related standards are met. The Group employed third-party detection agency to detect the flue gas and dust particles, and handed related report to environmental protection authority for review. In 2021, the Group's total emission of waste gases was 21,415.09 million standard cubic meters, of which, sulphur dioxide (SO₂) was 6.64 tonnes, and nitrogen oxide (NO_x) was 28.45 tonnes. In 2022, the goal of exhaust gas emissions is to reduce by more than 20%. By reducing coal consumption by boilers, the heating temperature and steam volume are adjusted in a timely manner according to the changes in weather to achieve the goal.

In 2021, there was no incident of non-compliance with relevant laws and regulations and relevant policies that have a significant impact on the Group in relation to emissions.

4.3 Ecological protection

The Group insists on the goal of building "safe, environmentally friendly, green, energy saving, and efficient" modern mines, sticking to comprehensive exploration and use of mineral resources, being responsible for environmental protection, ecological restoration, and building green mines. The Group strictly abides by the *Law of the People's Republic of China on Water and Soil Conservation*, the *Land Management Law of the People's Republic of China*, and the *Regulations on Land Reclamation*, to prevent water loss and soil erosion and protect land resources. The Group has taken the necessary environmental protection measures, earnestly performed the responsibility for the restoration of the environment of mines, prepared and implemented the plans for the environmental protection and restoration of mines, and the geological and environmental recovery of mines was good. In recent years, no geological or environmental disaster has occurred.

To carry out mining activities, the Group needs to occupy part of the land, but after the mining is completed, the Company will restore the land and vegetation through land reclamation and revegetation measures. The Group attaches great importance on ecological construction, consistently maintaining the greening of the district. In 2021, in accordance with environmental protection requirements, the Group planted 509 acres of salix psammophila in the west gangue dump site and the protection slopes in the west subsidence area, and planted approximately 200 acres of pine trees, comprising of more than 20,000 trees, in the gangue dump area and subsidence area, contributing to the treatment of the subsidence area of mines and ecological restoration. In 2021, 1,434 trees, 111,000 shrubs and 125,000 plants were planted in the mining area, with a green surface planting rate reaching 98% of such mining area. As of the end of the reporting period, the Group has planted 70,533 trees and 153,000 shrubs, covering 24,383 square meters of land. Meanwhile, according to the Reclamation-Ecological Agriculture development model, the Group continuously carried out the construction of apple farm and vineyard, with 270 acres of apple farm and 300 acres of vineyard being planted in aggregate as of the end of the reporting period.

Building green mines and constructing beautiful home

In recent years, the Group set the goal of building green mines, firmly executed the work of geological environment restoration and green mine construction, strengthened the results of ecological environment protection and achieved great economic, social and ecological effects — ensuring supply of coal resources, leading local economic development, building the ecological defence on the north border of China, so as to execute social responsibilities of private enterprises with actual actions. On 25 December 2019, Dafanpu Coal Mine officially passed the election for green mines in China and was included in the list of green mines in China in 2019.

Environmental, Social and Governance Report

4.4 Climate Change

Environmental risks are closely related to climate change. As a major challenge to the sustainable development of human society, climate change is increasingly concerned by the international community. According to the assessment results of material issues and taking into account the business features of the Company, although the impact of climate change on the Company is relatively small, the Company still proposes emergency response plans for extreme weather, such as windstorm, snowstorm and rainstorm, and the emergency response work involved. At the same time, the Company optimizes production technology and improves the emission treatment level to reduce direct and indirect greenhouse gas emissions, which facilitate its efforts in response to climate change.

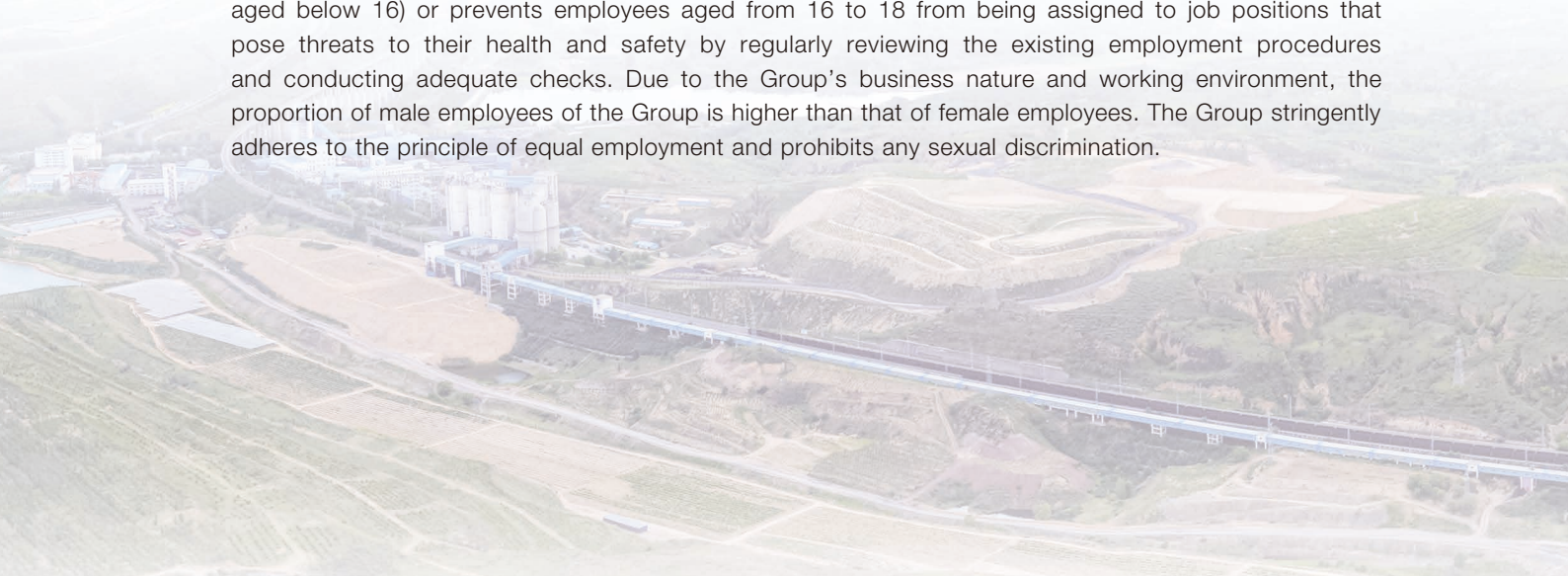
5. HARMONIOUS DEVELOPMENT

The Group adheres to the people-oriented philosophy, creating equal and harmonious employment environment in the Company, putting great importance on their skill and career development, communicating equally with employees, caring for their work life balance, striving to build a friendly and harmonious work atmosphere, and making the Company like a home. Outside the Group, it actively pays attention to the Company's influence to the community and promotes local development.

5.1 Ensuring employee rights

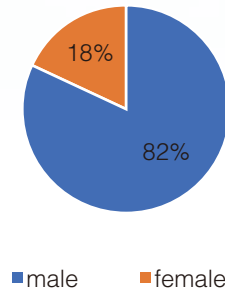
The Group has complied with national laws and regulations such as the *Labor Law of the People's Republic of China*, the *Labor Contract Law of the People's Republic of China*, and the *Implementing Regulations of the Labor Contract Law of the People's Republic of China*. The Group has actively implemented the *Personnel Management System*, signed labor contracts with employees according to the law, and adhered to the principles of "transparency, fairness, equal competition, meritocracy and free will", and eliminated any kind of discriminations involving gender, nationality, religion, age and so on regarding matters such as recruitment, training and promotion. During the reporting period, the Group did not receive any complaints about unfair employment.

The Group respects the rights and dignity of its employees, strictly complies with the work hours limit and holiday arrangements stipulated by laws, implements an eight-hour working system for administrative and office staff, and implements work-on-shift and rest day rotation system for each mining production department based on actual situations. The Group offers annual leave, personal leave, sick leave, marriage leave, bereavement leave, maternity leave, work-related injury leave and family leave, etc. The Group stringently forbids any kind of forced labor or slave labor, and avoids child labor (workers aged below 16) or prevents employees aged from 16 to 18 from being assigned to job positions that pose threats to their health and safety by regularly reviewing the existing employment procedures and conducting adequate checks. Due to the Group's business nature and working environment, the proportion of male employees of the Group is higher than that of female employees. The Group stringently adheres to the principle of equal employment and prohibits any sexual discrimination.



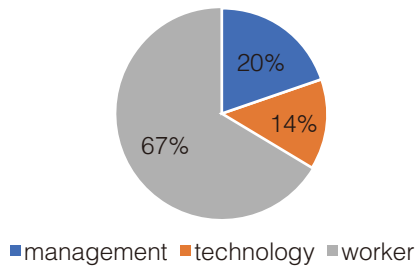
Environmental, Social and Governance Report

Proportion of employees by gender

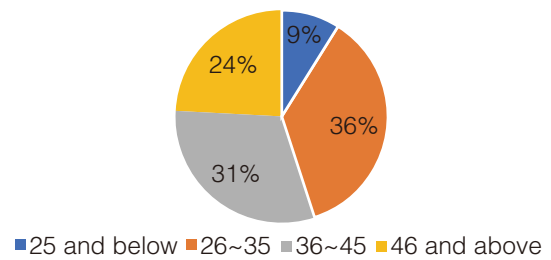


As at 31 December 2021, the Company and its mines had a total of 1,168 employees (1,062 of which were full-time employees and 106 of which were part-time employees), and signed labor contracts with all of them. There are 1,162 employees working in Mainland China and 4 employees working in Hong Kong. In 2021, the turnover rate of full-time employees of the Company was 15.01%, involving a total of 145 employees, including 144 employees working in Mainland China. As the statistics regarding the turnover rate of part-time employees cannot be easily retrieved, the following analysis is solely based on full-time employees. The proportion of full-time employees by different caliber is as follows:

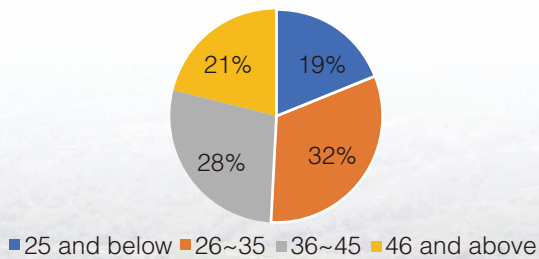
Proportion of employees by type



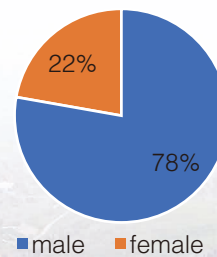
Proportion of employees by age group



Proportion of resigned employees by age group



Proportion of resigned employees by gender



Environmental, Social and Governance Report

The Company's remuneration policy is based on the principle of fairness to ensure that the remuneration level is not lower than the lowest remuneration requirement in the local region, and will also provide attractive remuneration packages with reference to the remuneration level in the same industry. The Group also provides employees with retirement pension schemes as required by laws and regulations. In order to ensure the sustainable development of the Group, various channels are established to understand and collect employees' opinions and suggestions on the Group's policies, working environment and development strategies of the Group. The Group is continuously improving its salary and benefits system, formulating and supplementing rules and policies like the *Salary Payment Management Policy* and the *Detailed Rules of Employee Benefits*. The Group regulated leaves, housing preference, social security and other benefits of employees, and maximized the stimulation effect of salary and benefits to enhance employees' initiative.

The Group has strengthened democratic management, encouraging employees to participate in its operation and management, ensuring their right to know, to participate and to supervise. In 2021, the Group held an employee representative meeting and collected 21 proposals from employees. The Group held 10 democratic life meetings and signed collective contracts and collective contracts on wage negotiation to promote the continuous expansion of democratic management channels and maintain a safe, stable and sustainable development momentum. The Company was awarded the title of Advanced Unit of "Ordos Plant Public Affairs".

In 2021, the Group did not have any material violations of relevant laws and regulations in respect of employment such as recruitment, employment, dismissal and child labor.

5.2 Promoting employee development

The Group has established a sound employee performance appraisal system, which focuses on guiding all departments of the Company to move towards the direction of reform, innovation and elimination of disadvantages, and further mobilizes the enthusiasm, initiative, responsibility and creativity of employees in all departments, with a view to promoting the rapid and healthy development of the Company. The Group attaches great importance to the development of employees. Various types of trainings have been carried out to improve the quality and ability of employees from multiple dimensions of theoretical knowledge and practical skills and continuously improve the career development path of employees, achieving the mutual growth, progress and development of employees and the Company.

Mentoring agreement

The Group complies with the *Coal Mine Safety Rules* (Order No. 92 of State Administration of Work Safety), which stipulates that workers must serve four months of internship in the mines, and a mentoring agreement shall be signed during the internship. Mentors should lead mentees to master the production skills in specific roles within provided terms to fully play the roles of "passing on, helping, and leading" of senior employees, and to help new employees to adapt to their roles as soon as possible, and to enhance their comprehensive qualities and form a good learning atmosphere.

Environmental, Social and Governance Report

Employee trainings

The Group is committed to enhancing the overall quality and capability of its employees from a practical point of view, and providing focused, multi-level and effective education and training to its employees. The Group formulated and optimized *Regulations of Training Management* and other related policies, combined internal training with external training, and fully utilized various training resources. During the year, 43 trainings were organized, and 457 trainings had been provided to coal miners. Employees were 100% trained with good satisfaction rate. In 2021, the Company's technicians and management personnel had received over 40 hours of training in average, and the coal miners had received over 50 hours of training in average. The average training hours for both male and female employees exceeded 40 hours.

In 2021, due to the pandemic, the Group mainly conducted video lectures, in-house trainer trainings and outdoor trainings. The Group carried out 12 training sessions, including *Foundation on Human Resources, Administrative Management, Official Document Writing, Financial Management, Information Integrity and Non-physical World, How Can Workplace Talents Effectively Control Their Emotions, Procurement Business Management, Methods for Efficient Implementation, Power of the Right Brain to Bring People Together, Good Employee Management Starts from Good Self-management, Integrity and Honesty: Avoid Duty-related Crimes (I)* and *Integrity and Integrity: Avoid of Duty-related Crimes (II)* through video lectures and in-house trainer trainings, and an outdoor development training session to deepen employees' understanding of teamwork and strengthen their sense of unity outdoor trainings. In addition, at the end of every training session, the Group conducts post-training satisfaction questionnaires, collects reasonable suggestions, compiles training conclusion, and provides feedbacks and promotion suggestions to teachers to enhance the training quality and to meet employees' needs of career development.

The Group also holds various professional trainings for different work types in various fields from time to time, such as *One Dredging and Three Preventions for Mines, Flood Prevention through Cadastral Surveying, Mining of Urgent Incandescent Coal Seam, Treatment of Coal and Gas and Mine Geology and Mine Maps*, to build a platform for communication and collaboration, promote mutual learning between departments, and to enhance comprehensive quality and work efficiency of all employees.

Performance evaluation

In order to objectively reflect the work level of employees, on the basis of the *Performance Appraisal and Management Requirements*, the Group commenced annual assessment to conduct comprehensive assessments of employees from work goal, 360 degree review, so as to provide objective references for the management of the Company to make personnel appointment and dismissal decisions. Appointment, dismissal and assessment are strictly implemented in accordance with the *Personnel Management and Assessment Requirements*. The Group has successfully completed the probation evaluation for three management personnel positions, 25 professional and technical positions and 110 worker positions.

In addition, to further strengthen talent building, the Group supports and recommends technicians to apply for national vocational qualifications, and promotes the assessment and recruitment of internal professional and technical positions to employ outstanding employees and provide them with proper remuneration to encourage professional talents.

Environmental, Social and Governance Report

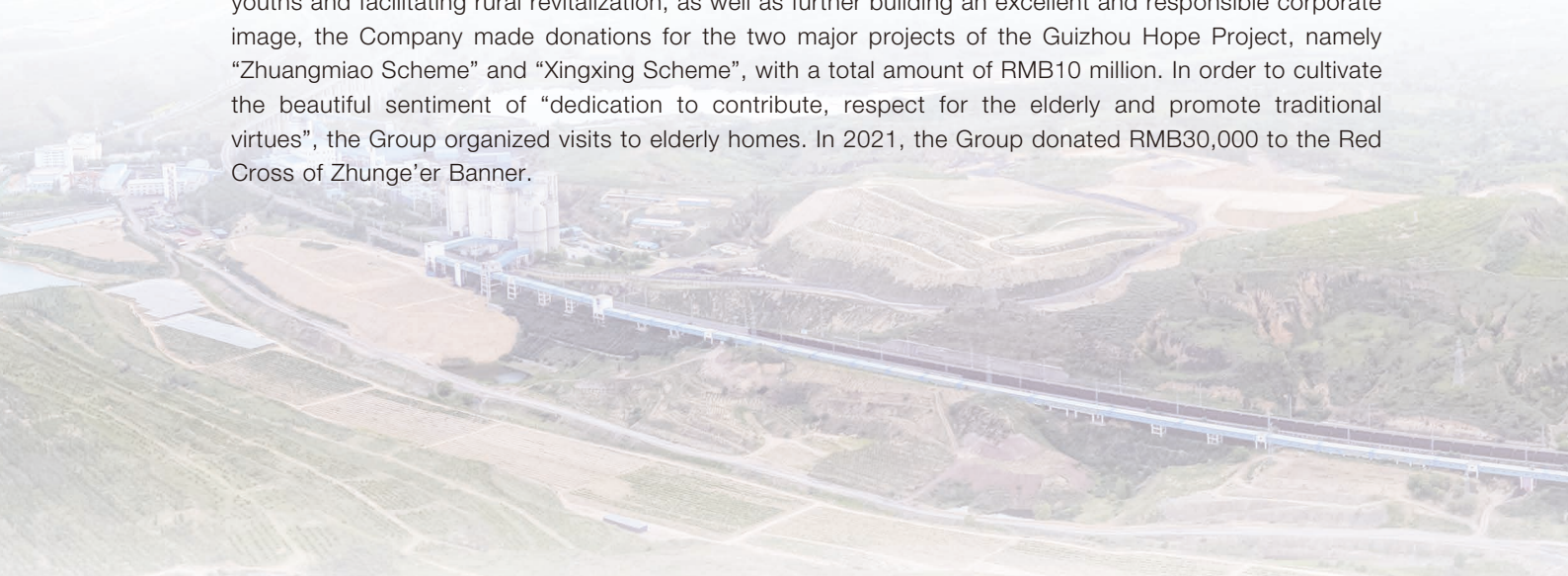
5.3 Caring for employees

The Group sticks to the principle of “Good and Practical Deeds for Employees”, paying attention to various living needs of employees and creating family culture with actions. The Group customizes multiple working suits and safety necessities according to the requirements by the employees, and provides free shuttle buses between the Company and downtown for employees to facilitate their commuting, builds economical canteen for employees and provides meal subsidies to ensure balanced meals and their nutrition. In 2021, the Group continued to implement the rule of “free lunch for workers in the mines” to ensure they can have hot and good meals. Since 2021, the Group has prepared birthday cakes and gifts for each employee. Air conditioners have been installed in all employee dormitories to create a warm “home” for employees from all aspects.

In 2020, the Group improved the living conditions of the staff home located in Dafanpu Coal Mine. It has a gross floor area of over 7,000 square meters and a total of 8 storeys, which are divided into two parts, namely the indoor sports hall area and the staff dormitory area. The indoor stadium area has an area of 1,820 square meters with various sports and entertainment facilities in the hall and is open to employees free of charge. There are 81 dormitory rooms in the dormitory area, all of which are equipped with standard toilets, and couple rooms, visiting rooms, single rooms and double rooms are set up in the dormitory area. The couple room is specially designed for outstanding couple workers who both work in the mine, while the visiting room is designed for workers who are away from their homes, so that their relatives could come and visit the mine. The gymnasium continues to be open to employees free of charge, and at the same time, a yoga room has been added to enrich the spare time of the female workers of the coal mine. In 2021, the staff kitchen and convenience service center have been opened to provide more convenient services for employees.

The Group makes great efforts to build active corporate culture and strengthens employees’ sense of belonging to the Company. The Group organizes various cultural and sports activities. In 2021, the Group organized a variety of activities, including the 2020 Year-end Award Ceremony, Women’s Day welfare flower delivery, coal mine tree planting activity by leaders of the Group, Mount Wutai blessing activity, staff sports competition, fun sports games, cooking contest, voluntary grape picking, visiting elderly homes, staff birthday benefits, yoga training course, badminton training course, creative waste renovation competition and employee technical skills competition to enrich the spare time of employees.

In 2021, to fully respond to the national call for empowering rural teachers, realizing the dreams of rural youths and facilitating rural revitalization, as well as further building an excellent and responsible corporate image, the Company made donations for the two major projects of the Guizhou Hope Project, namely “Zhuangmiao Scheme” and “Xingxing Scheme”, with a total amount of RMB10 million. In order to cultivate the beautiful sentiment of “dedication to contribute, respect for the elderly and promote traditional virtues”, the Group organized visits to elderly homes. In 2021, the Group donated RMB30,000 to the Red Cross of Zhunge’er Banner.



Environmental, Social and Governance Report

5.4 Supporting community development

The Group complies with local laws and regulations in its operations to minimize potential adverse impacts on the community and to help promote community development.

The Group pays attention to community communication and actively promotes the relationships between the villages and the Company. In 2021, the Group actively liaised with the villager committee of the Sanbaoyaozi Village of Zhunge'er Banner in Inner Mongolia on the issues of coal gangue discharge, soil cover and soil acquisition, and signed the *Soil Transportation Agreement* with a contribution of RMB900,000, which effectively reduced the costs of soil acquisition and increased the income of the village committee. The Group entered into the *Maintenance Fee of the New Large City Channels* with the village committee of Sanbaoyaozi Village, Xuejiawan Town, Zhunge'er Banner, Inner Mongolia to support the village's collective economy with an amount of RMB200,000, and entered into the *Contracting Agreement for Garbage Disposal and Transportation* to support the village's collective economy with an amount of approximately RMB280,000, which increased the income of the village committee. The Group entered into the *Machinery Lease Contract* with the village committee of Majiata Village, Xuejiawan Town, Zhunge'er Banner, Inner Mongolia to support the village's collective economy with an amount of RMB150,000, which increased the income of the village committee.

The Group actively supports the development of local economy, employing local workers to promote local employment. In 2021, Kinetic (Qinhuangdao) Energy Co., Limited, a subsidiary of the Group, was awarded the title of "Star Enterprise (明星企業)" in Beidaihe, Qinhuangdao for six consecutive years. In 2021, the Group made a total tax payment of approximately RMB1,152.06 million, in which Inner Mongolia Zhunge'er Kinetic Coal Limited (內蒙古准格爾旗力量煤業有限公司), a subsidiary of the Group, made a total tax payment of approximately RMB391.41 million. As of the end of the reporting period, the Group has hired a total of 198 employees whose household registered locally in Ordos, thus local employees accounted for 26% of total employees of the Company.



Environmental, Social and Governance Report

HKEX ESG REPORTING GUIDE CONTENT INDEX

ESG Reporting Guide		Reporting Content
Major Scope: A. Environment		
Aspect A1: Emission		
A1	General Disclosure Information on: (a) the policies; and (b) compliance with relevant laws and regulations that have a significant impact on the issuer relating to air and greenhouse gas emissions, discharges into water and land, and generation of hazardous and non-hazardous waste.	4.2
A1.1	The types of emissions and respective emission data.	4.2
A1.2	Direct (Scope 1) and energy indirect (Scope 2) greenhouse gas emission in total (in tonnes) and, where appropriate, density (e.g. per unit of production volume, per facility).	4.1
A1.3	Total hazardous wastes produced (in tonnes) and, where appropriate, density (e.g. per unit of production volume, per facility).	4.2
A1.4	Total non-hazardous wastes produced (in tonnes) and, where appropriate, density (e.g. per unit of production volume, per facility).	4.2
A1.5	Description of emissions target(s) set and steps taken to achieve them.	4.2
A1.6	Description of how hazardous and non-hazardous wastes are handled, and a description of reduction target(s) set and steps taken to achieve them.	4.2



Environmental, Social and Governance Report

ESG Reporting Guide		Reporting Content
Aspect A2: Use of Resources		
A2	General Disclosure Policies on the efficient use of resources, including energy, water and other raw materials.	4.1
A2.1	Direct and/or indirect energy consumption by type (e.g. electricity, gas or oil) in total (kWh in '000s) and density (e.g. per unit of production volume, per facility).	4.1
A2.2	Water consumption in total and density (e.g. per unit of production volume, per facility).	4.1
A2.3	Description of energy use efficiency target(s) set and steps taken to achieve them.	4.1
A2.4	Description of whether there is any issue in sourcing water that is fit for purpose, water efficiency target(s) set and steps taken to achieve them.	4.1
A2.5	Total packing materials used for finished products (in tonnes) and, if applicable, with reference to per unit produced.	Products of the Group involve no packing materials, so this is not applicable
Aspect A3: Environment and Natural Resources		
A3	General Disclosure Policies on minimizing the issuer's significant impacts on the environment and natural resources.	4.3
A3.1	Description of the significant impacts of activities on the environment and natural resources and the actions taken to manage them.	4.3
Aspect A4: Climate Change		
A4	General Disclosure Policies on identification and mitigation of significant climate-related issues which have impacted, and those which may impact, the issuer.	4.4
A4.1	Description of the significant climate-related issues which have impacted, and those which may impact, the issuer, and the actions taken to manage them.	4.4



Environmental, Social and Governance Report

ESG Reporting Guide		Reporting Content
Major Scope: B. Social		
<i>Employment and Labor Standards</i>		
Aspect B1: Employment		
B1	General Disclosure Information on: (a) the policies; and (b) compliance with relevant laws and regulations that have a significant impact on the issuer relating to compensation and dismissal, recruitment and promotion, working hours, rest periods, equal opportunity, diversity, anti-discrimination, and other benefits and welfare.	5.1
B1.1	Total workforce by gender, employment type (such as full-time or part-time), age group and geographical region.	5.1
B1.2	Employee turnover rate by gender, age group and geographical region.	5.1
Aspect B2: Health and Safety		
B2	General Disclosure Information on: (a) the policies; and (b) compliance with relevant laws and regulations that have a significant impact on the issuer relating to providing a safe working environment and protecting employees from occupational hazards.	3
B2.1	Number and rate of work-related fatalities occurred in each of the past three years including the reporting year.	3.2
B2.2	Lost days due to work injury.	3.2
B2.3	Description of occupational health and safety measures adopted, how they are implemented and monitored.	3.2/3.4



Environmental, Social and Governance Report

ESG Reporting Guide		Reporting Content
Aspect B3: Development and Training		
B3	General Disclosure Policies on improving employees' knowledge and skills for discharging duties at work. Description of training activities.	5.2
B3.1	The percentage of employees trained by gender and employee category (e.g. senior management, middle management, etc.).	5.2
B3.2	The average training hours completed per employee by gender and employee category.	5.2
Aspect B4: Labor Standards		
B4	General Disclosure Information on: (a) the policies; and (b) compliance with relevant laws and regulations that have a significant impact on the issuer relating to preventing child and forced labor.	5.1
B4.1	Description of measures to review employment practices to avoid child and forced labor.	5.1
B4.2	Description of steps taken to eliminate such practices when discovered.	This is not applicable to the Group as no child labour and forced labour practices have been discovered.
<i>Operating Practice</i>		
Aspect B5: Supply Chain Management		
B5	General Disclosure Policies on managing environmental and social risks of the supply chain.	2.5
B5.1	Number of suppliers by geographical region.	2.5
B5.2	Description of practices relating to engaging suppliers, number of suppliers where the practices are being implemented, how they are implemented and monitored.	2.5
B5.3	Description of practices used to identify environmental and social risks along the supply chain, and how they are implemented and monitored.	2.5
B5.4	Description of practices used to promote environmentally preferable products and services when selecting suppliers, and how they are implemented and monitored.	2.5

Environmental, Social and Governance Report

ESG Reporting Guide		Reporting Content
Aspect B6: Product Responsibility		
B6	General Disclosure Information on: (a) the policies; and (b) compliance with relevant laws and regulations that have a significant impact on the issuer relating to health and safety, advertising, labelling and privacy matters relating to products and services provided and methods of redress.	2.3
B6.1	Percentage of total products sold or shipped subject to recalls for safety and health reasons.	2.3
B6.2	Number of products and services related complaints received and how they are dealt with.	2.4
B6.3	Description of practices relating to observing and protecting intellectual property rights.	2.2
B6.4	Description of quality assurance process and recall procedures.	2.3
B6.5	Description of consumer data protection and privacy policies, how they are implemented and monitored.	2.4
Aspect B7: Anti-corruption		
B7	General Disclosure Information on: (a) the policies; and (b) compliance with relevant laws and regulations that have a significant impact on the issuer relating to bribery, extortion, fraud and money laundering.	2.1
B7.1	Number of concluded legal cases regarding corrupt practices brought against the issuer or its employees during the reporting period and the outcomes of the cases.	2.1
B7.2	Description of preventive measures and whistle-blowing procedures, how they are implemented and monitored.	2.1
B7.3	Description of anti-corruption training provided to directors and staff.	2.1



Environmental, Social and Governance Report

ESG Reporting Guide		Reporting Content
<i>Community</i>		
Aspect B8: Community Investment		
B8	General Disclosure Policies on community engagement to understand the needs of the communities where the issuer operates and to ensure its activities take into consideration the communities' interests.	5.4
B8.1	Focus areas of contribution (e.g. education, environmental concerns, labor needs, health, culture, sport).	5.4
B8.2	Resources contributed (e.g. money or time) to the focus areas	5.4



DIRECTORS *AND* SENIOR MANAGEMENT

Diverse Offering of Quality Products



Directors and Senior Management

EXECUTIVE DIRECTORS

Mr. Zhang Li (張力), aged 69, the founder of our Group, has been the chairman and an executive Director of our Company since 6 March 2012. Mr. Zhang is responsible for our Group's overall business strategy and corporate development. Mr. Zhang is the father of Mr. Zhang Liang, Johnson and the brother of Ms. Zhang Lin.

Prior to founding our Company, Mr. Zhang was the secretary of the Youth League Committee of Guangzhou Second Light Industry Bureau (廣州市二輕局), the head of production department of Guangzhou Baiyun District Rural Enterprise Administration (廣州市白雲區鄉鎮企業管理局), the general manager of Guangzhou Meihuacun Hotel (廣州市梅花村酒店) and Guangzhou Tianli Property Development Corp. (廣州天力房地產開發公司), the predecessor of Guangzhou R&F Properties Co., Ltd. (廣州富力地產股份有限公司) (Stock Code: 2777), a company listed on The Stock Exchange of Hong Kong Limited (the **"Stock Exchange"**), respectively. As one of the co-founders and controlling shareholders of Guangzhou R&F Properties Co., Ltd. (廣州富力地產股份有限公司), he is currently its chief executive officer and one of the co-chairmen and executive directors. Mr. Zhang is a member of the 11th, 12th and 13th National Committee of the Chinese People's Political Consultative Conference (中國人民政治協商會議全國委員會), the chairman of the China Real Estate Chamber of Commerce (全國工商聯房地產商會) and a director and a part-time professor of Jinan University (暨南大學) in China.

Mr. Zhang Liang, Johnson (張量), aged 40, has been an executive Director since 6 March 2012. He assists Mr. Zhang Li in devising the overall business strategy and corporate development plan of our Group. Mr. Zhang is the son of Mr. Zhang Li and the nephew of Ms. Zhang Lin.

Mr. Zhang is an entrepreneur in various industries, including energy and real estate. He has over 12 years of experience in the real estate industry of China, he is a director of Seedland Construction Holdings Limited (實地建設集團有限公司), a company incorporated in Hong Kong with limited liability on 15 July 2008 and primarily engaged in real estate business through its subsidiaries. Besides, Mr. Zhang has been an executive director and the chairman of Transmit Entertainment Limited (傳遞娛樂有限公司) (formerly known as Pegasus Entertainment Holdings Limited (天馬影視文化控股有限公司)) (Stock Code: 1326), a company listed on the Stock Exchange, since December 2017 and has been an executive director and the chairman of Brainhole Technology Limited (腦洞科技有限公司) (formerly known as Top Dynamic International Holdings Limited (泰邦集團國際控股有限公司)) (Stock Code: 2203), a company listed on the Stock Exchange, since June 2018.

Mr. Zhang is the sole director of King Lok Holdings Limited, which held approximately 62.96% of the issued share capital of the Company as at 31 December 2021.

Mr. Ju Wenzhong (具文忠), aged 53, has joined the Group since September 2010, and has been an executive Director and the chief executive officer of the Company since 28 May 2020. Mr. Ju is fully responsible for leading the production and sales of the Group. He serves in important positions in various companies under the Group.



Directors and Senior Management

EXECUTIVE DIRECTORS (Cont'd)

He obtained a professional qualification in precision machinery from the Department of Mechanical Engineering, Shenzhen University (深圳大學機械系精密機械儀器專業資格) in July 1990. Prior to joining our Group in September 2010, Mr. Ju served as a senior management and director in several companies. He served as the deputy general manager and media sales director of Guangdong One Generation Advertising Co., Ltd. (廣東壹時代廣告有限公司) from January 2000 to December 2002, and was mainly responsible for media sales in Shenzhen and Guangzhou, China. In addition, Mr. Ju served as the general manager of Guangzhou Frasar Advertising Co., Ltd. (廣州菲沙廣告有限公司) during the period from January 2003 to September 2006.

He was the general manager and executive director of Guangzhou Universal Networks Co., Ltd. (廣州普及網絡有限公司) from October 2006 to August 2010.

NON-EXECUTIVE DIRECTOR

Ms. Zhang Lin (張琳), aged 73, has been a non-executive Director of the Company since 6 March 2012. She graduated from the South China University of Technology (華南理工大學) with a bachelor degree in electrical engineering theory and electronic technology in 1982 and served as a teaching assistant and a lecturer at the same university from 1982 to 1993 and was an associate professor from 1993 to 2003, teaching electrical principles and electronic technology. She is also a non-executive director of Guangzhou R&F Properties Co., Ltd. (廣州富力地產股份有限公司), a company listed on the Stock Exchange (Stock Code: 2777). Ms. Zhang is the sister of Mr. Zhang Li and the aunt of Mr. Zhang Liang, Johnson.

INDEPENDENT NON-EXECUTIVE DIRECTORS

Ms. Liu Peilian (劉佩蓮), aged 68, has been an independent non-executive Director of the Company since 6 March 2012. She completed her undergraduate education in finance and accounting from Guangzhou Open University (廣州市廣播電視大學) in 1990 and obtained her master's degree in business administration from Murdoch University in Australia in 2002. Ms. Liu is an accountant, a certified public accountant and a certified tax agent in the PRC and has over 40 years of experience in finance and accounting. She worked in the Bureau of Finance of Guangzhou Municipality (廣州市財政局) and held various senior positions with Shu Lun Pan Yangcheng Certified Public Accountants Co., Ltd. (立信羊城會計師事務所有限公司) and its predecessor firms including director, deputy chief accountant and consultant. She has been a consultant of Qinghai Huading Industrial Co., Ltd. (青海華鼎實業股份有限公司), a manufacturer of mechanical products listed on the Shanghai Stock Exchange (Stock Code: 600243), since 2010 and an independent director of Keda Industrial Co., Ltd. (廣東科達機電股份有限公司) from 2009 to 2015, another manufacturer of mechanical products listed on the Shanghai Stock Exchange (Stock Code: 600499), and GRG Banking Equipment Co., Ltd. (廣州廣電運通金融電子股份有限公司), an automatic teller machine supplier listed on the Shenzhen Stock Exchange (Stock Code: 002152), from 2011 to 2017. Moreover, she has been an independent director of Guangzhou Hongteo Accurate Technology Co., Ltd. (廣東鴻特精密技術股份有限公司), a company listed on the Shenzhen Stock Exchange (Stock Code: 300176), from 2013 to 2016.

Directors and Senior Management

INDEPENDENT NON-EXECUTIVE DIRECTORS (Cont'd)

Mr. Zheng Ercheng (鄭爾城), aged 64, has been an independent non-executive Director of the Company since 24 March 2015. He has extensive experience in China's banking industry and financial sector. He was the sub-branch deputy governor and then governor of China Construction Bank, Guangzhou Branch, Tianhe Sub-branch from 1987 to 1997 and the general manager of the International Business Department of the Guangzhou Branch of the China Construction Bank from 1997 to 1999. Furthermore, he was the general manager of the Guangzhou Branch of Cinda Asset Management Company from 1999 to 2000. He was also a supervisor of the supervisory committee of Guangzhou R&F Properties Co., Ltd. (廣州富力地產股份有限公司) (Stock Code: 2777), which is a company listed on the Stock Exchange from June 2004 to May 2014 and a director of PCI-Suntek Technology Co., Ltd., (佳都新太科技股份有限公司) (Stock Code: 600728), which is a company listed on the Shanghai Stock Exchange, from February 2008 to April 2014.

Mr. Zheng is an independent non-executive director, the chairman of the remuneration committee, a member of the audit committee and nomination committee of Guangzhou R&F Properties Co., Ltd. (廣州富力地產股份有限公司). He has held such positions since May 2014.

Ms. Xue Hui (薛慧), aged 66, has been an independent non-executive Director of the Company since 22 April 2016. She has extensive experience in the construction and real estate industries. She acquired a certificate of Intermediate Economist in 2003, and served as the department head of the personnel office of Guangzhou Municipal Farm Administration (廣州市農場管理局) from 1974 to 1993, the deputy general manager of Guangzhou Sino Properties Development Company Ltd (廣州信和房地產開發有限公司) from 1994 to 2003 and the general manager of Chongqing R&F Properties Development Company Ltd (重慶富力城地產開發有限公司) from 2003 to 2015.

SENIOR MANAGEMENT

Mr. Wang Mingfang (王明方), aged 42, has been the chief financial officer of the Company since May 2018. He studied economics in Nanjing Normal University (南京師範大學) from 2000 to 2003. He holds a master's degree in economics and is a certified public accountant and a certified tax agent in the PRC.

Mr. Wang has over 16 years of experience in finance and taxation of the PRC. Prior to joining our Group in May 2018, Mr. Wang worked in Collection Administration Office (徵收管理處) and Large Enterprise Taxation Administration Department (大企業稅收管理局) of Local Taxation Bureau in Guangdong (廣東省地方稅務局) between 2003 and 2016, and served a temporary position in Local Taxation Bureau in Guangzhou Development Zone (廣州市開發區地方稅務局) from 2015 to 2016, where he accumulated extensive expertise in taxation and management experience. From 2009 to 2010, he was assigned to Guangzhou and Hong Kong branches of Deloitte by Local Taxation Bureau in Guangdong (廣東省地方稅務局) to study. He was selected as an anti-tax avoidance professional of Local Taxation Bureau in Guangdong (廣東省地方稅務局) in 2010 and one of the first taxation leading figures of State Taxation Administration (國家稅務總局) in 2013.

He was the chief taxation officer of Kaisa Group Holdings Ltd. (佳兆業集團控股有限公司), a company listed on the Stock Exchange (Stock Code: 1638), from March to September 2017 and served as the deputy general manager and the deputy auditor general of the audit center of Guangzhou R&F Properties Co., Ltd. (廣州富力地產股份有限公司), a company listed on the Stock Exchange (Stock Code: 2777) from October 2017 to April 2018.

Directors and Senior Management

SENIOR MANAGEMENT (Cont'd)

Mr. Wang has written many articles published in newspaper and periodicals such as China Taxation News, China Taxation and International Taxation in China.

Mr. Li Bo (李波), aged 40, is the vice president of the Group and the chairman of Inner Mongolia Zhunge'er Kinetic Coal Limited (內蒙古准格爾旗力量煤業有限公司), and is mainly responsible for the comprehensive planning and the management of the overall operations of the Group's Dafanpu Coal Mine. After joining our Group in October 2006, he held a number of roles as manager and various management positions in the Group.

He graduated from the University of Science and Technology Beijing (北京科技大學) in 2004 with a bachelor's degree in management, and obtained a professional certificate of mining engineering from China University of Mining and Technology (中國礦業大學) in 2016.

Mr. Xiao Runzhang (肖潤章), aged 63, is the chief engineer of our Group. He is fully responsible for the technical work of the Group. He graduated from Hebei Institute of Coal Architectural Engineering (河北煤炭建築工程學院) (now known as Hebei University of Engineering (河北工程大學)) in the PRC in infrastructure management and engineering in 1987. He is a qualified senior civil engineer and a qualified mining engineer in China.

Mr. Xiao has over 30 years of experience in coal mine engineering. Prior to joining our Group in July 2007, Mr. Xiao worked in Xuangang Mining Bureau (軒崗礦務局) of Shanxi Province, China from 1980 to 1994 for over 13 years, during which he held various senior positions including deputy division director and accumulated extensive experience in mine construction management through his involvement in various projects including the construction of Xuangang Thermal Power Plant (軒崗電廠) and relevant coal washing and processing facilities in Shanxi Province, China.

He also served as deputy general manager of Shanxi Coal Mechanisation Construction Company (山西煤炭機械化施工公司) from 1994 to 2007 for over 13 years, during which he oversaw mine construction projects involving Jincheng Mining Bureau (晉城礦務局) and Lu'an Mining Bureau (潞安礦務局), Shaqu Mine (沙曲礦) which is ultimately owned by China Coal Energy Company Limited (中國中煤能源股份有限公司), a company listed on the Stock Exchange and the Shanghai Stock Exchange, and Shanxi Coking Coal Group Co., Ltd. (山西焦煤有限責任公司), a Shanxi-based coking coal company, Pingshuo Anjialing Coal Mine (平朔安家嶺煤礦) which is also owned ultimately by China Coal Energy Company Limited (中國中煤能源股份有限公司) and various other mines.

Mr. Li Yang (李揚), aged 44, is the chairman of Kinetic (Qinhuangdao) Energy Co., Limited (力量(秦皇島)能源有限公司). He is responsible for the planning and the management of the overall sales and operations of the Group. He graduated from Yanshan University (燕山大學) in 2001 with a bachelor degree in computer science and technology.

Mr. Li joined the Group in December 2009 and has held the positions of the sales manager, deputy general manager, executive deputy general manager and general manager in Kinetic (Qinhuangdao) Energy Co., Limited (力量(秦皇島)能源有限公司). In January 2021, Mr. Li was duly promoted to the chairman of Kinetic (Qinhuangdao) Energy Co., Limited (力量(秦皇島)能源有限公司).

Directors and Senior Management

SENIOR MANAGEMENT (Cont'd)

Mr. Li Yuncheng (李運成), aged 55, is the general manager of Inner Mongolia Zhunge'er Kinetic Coal Limited (內蒙古准格爾旗力量煤業有限公司), and is responsible for the comprehensive planning and management for the overall operation of the Group's Dafanpu Coal Mine. He graduated from Shanxi Mining Institute (山西礦業學院) in China in 1989 with a bachelor degree in mining construction engineering.

Mr. Li has over 30 years of work experience in coal mining in China. Prior to joining the Group in 2013, Mr. Li assumed positions such as head of control room and deputy head of mine in state-owned coal mining enterprises in China.

Mr. Chen Biao (陳彪), aged 35, is the general manager of Kinetic (Qinhuangdao) Energy Co., Limited (力量(秦皇島)能源有限公司) and is responsible for the overall operation of Kinetic Qinhuangdao. He graduated from Huazhong University of Science and Technology (華中科技大學) in 2012, majoring in civil engineering.

Mr. Chen joined the Group in October 2011 and served as the sales manager and deputy general manager of Kinetic (Qinhuangdao) Energy Co., Limited (力量(秦皇島)能源有限公司). In January 2021, Mr. Chen was officially promoted to be the general manager of Kinetic (Qinhuangdao) Energy Co., Limited (力量(秦皇島)能源有限公司).

Mr. Li Yinlou (李印樓), aged 52, joined the Group in 2013, is the deputy general manager of Inner Mongolia Zhunge'er Kinetic Coal Limited (內蒙古准格爾旗力量煤業有限公司) and head of mine of Dafanpu Coal Mine, and is responsible for the daily safety production management of Dafanpu Coal Mine. He graduated from China University of Mining and Technology (中國礦業大學) in 1992.

Mr. Li has almost 30 years of work experience in China's coal mining industry. After graduation to 2012, he worked as an electrical and mechanical manager in a coal power company under the China Coal Group (中煤集團).

Mr. Ma Tianfeng (馬天峰), aged 59, is the executive deputy general manager of Inner Mongolia Zhunge'er Kinetic Coal Limited (內蒙古准格爾旗力量煤業有限公司), and is responsible for matters concerning daily operations as well as safety management, supervision and inspection of the Dafanpu Coal Washing Plant (大飯鋪洗煤廠). He graduated from Xi'an Mining Institute (西安礦業學院) in 1984.

Mr. Ma has over 30 years of work experience in the coal mining industry in China. Mr. Ma joined our Group in 2010, and served as the department head of mechanical and electrical as well as safety supervision of the Shenhua Ningmei Dawu Coal Washing Plant (神華寧煤大武洗煤廠) during the period from 2008 to 2010.

Mr. Li Qinsheng (李秦生), aged 36, is the chief engineer of the Group's Dafanpu Coal Mine. He obtained a bachelor's degree in mining engineering from China University of Mining and Technology (中國礦業大學) in 2008. Mr. Li has over 13 years of experience in coal mining industry. He joined our Group in August 2010, and served as the head of production technology and design department of Songzao Coal and Electric Company (松藻煤電公司) during the period from 2008 to 2010, and was responsible for production technology and process design of coal mines.

Directors and Senior Management

SENIOR MANAGEMENT (Cont'd)

Mr. Bai Xinjiang (白新江), aged 42, joined our Group in 2012. Currently, he is the deputy head of safety of the Group's Dafanpu Coal Mine, and is responsible for functions concerning safety management, supervision and inspection of the Dafanpu Coal Mine. He graduated from Shandong University of Science and Technology (山東科技大學), China in 2003 with a bachelor's degree in mining engineering.

Mr. Bai has over 18 years of work experience in the coal mining industry in China. Mr. Bai held various deputy head and head positions in coal mining of the Xuzhou Mining Affairs Group (徐州礦務集團) during the period from 2003 to 2012.



Directors' Report

The board of directors (the “**Board**”) of Kinetic Development Group Limited (the “**Company**”) hereby presents the annual report together with the audited consolidated financial statements of the Company and its subsidiaries (the “**Group**”) for the year ended 31 December 2021.

PRINCIPAL ACTIVITIES AND BUSINESS REVIEW

The Company was incorporated in the Cayman Islands as an exempted company with limited liability on 27 July 2010 under the Companies Law (2010 Revision) of the Cayman Islands.

The Company is an investment holding company and the principal activities of the Group are the extraction and sale of coal products. Further discussion and analysis of these activities as required by Schedule 5 to the Hong Kong Companies Ordinance, including a discussion of the principal risks and uncertainties faced by the Group and an indication of likely future developments in the Group's business, can be found in the Management Discussion and Analysis set out on pages 6 to 23 of this annual report and forms part of this directors' report. There were no significant changes in the nature of the Group's principal activities for the year ended 31 December 2021. In addition, the Group did not have any important events that affected the Company since the end of the reporting period.

SUBSIDIARIES

Details of the Company's subsidiaries as at 31 December 2021 are set out in Note 14 to the consolidated financial statements.

RESULTS AND APPROPRIATIONS

The results of the Group for the year ended 31 December 2021 are set out in the consolidated statement of profit or loss and other comprehensive income on page 96 to 97 of this annual report.

On 28 April 2022, the Board proposed a final dividend of HKD0.065 per share, payable to the shareholders of the Company whose names appear on the register of members of the Company on 14 June 2022. It is expected that the final dividend will be paid in cash on or before Thursday, 30 June 2022. The total amount of the dividend to be distributed is estimated to be HKD547,950,000. The proposal for the distribution of final dividend is subject to the approval of the shareholders of the Company at the forthcoming annual general meeting of the Company.

RESERVES

Movements in the reserves of the Group and the Company during the year ended 31 December 2021 are set out in the consolidated statement of changes in equity on page 100 and in Note 42 to the consolidated financial statements respectively.

DISTRIBUTABLE RESERVES OF THE COMPANY

As at 31 December 2021, the Company's reserves available for distribution to equity shareholders in accordance with its articles of association amounted to approximately RMB648,508,000 (2020: RMB664,811,000).

Directors' Report

PROPERTY, PLANT AND EQUIPMENT

Details of the movements in property, plant and equipment of the Group are set out in Note 15 to the consolidated financial statements.

BANK LOANS

Details of the bank loans of the Group as at 31 December 2021 are set out in Note 26 to the consolidated financial statements.

SHARE CAPITAL AND DEBENTURE

Details of the movements in the issued share capital of the Company are set out in Note 31 to the consolidated financial statements. During the year ended 31 December 2021, there were no shares or debentures issued by the Company.

PRE-EMPTIVE RIGHTS

There is no provision for pre-emptive rights under the Company's articles of association and there are no restrictions against such rights under the laws of the Cayman Islands, which would oblige the Company to offer new shares on a pro-rata basis to existing shareholders.

MAJOR CUSTOMERS AND SUPPLIERS

The percentages of sales and purchases for the year ended 31 December 2021 attributable to the Group's major customers and suppliers are as follows:

Sales	
– the largest customer	12.0%
– five largest customers in aggregate	44.0%
Purchases	
– the largest supplier	7.8%
– five largest suppliers in aggregate	23.8%

None of the Directors, or any of their close associates (as defined under the Rules Governing the Listing of Securities on The Stock Exchange of Hong Kong Limited (the "**Listing Rules**")), or, to the best knowledge of the Directors, no shareholder of the Company which owns more than 5% of the Company's issued share capital, had any interest in any of the five largest customers or suppliers of the Group.

FINANCIAL SUMMARY

A summary of the results and of the assets and liabilities of the Group for the last five years are set out on page 164 of this annual report.

Directors' Report

DIRECTORS

The Directors for the year ended 31 December 2021 are as follows:

Executive Directors

Mr. Zhang Li (*Chairman*)

Mr. Zhang Liang, Johnson

Mr. Ju Wenzhong (*Chief Executive Officer*)

Non-Executive Director

Ms. Zhang Lin

Independent Non-Executive Directors

Ms. Liu Peilian

Mr. Zheng Ercheng

Ms. Xue Hui

In accordance with Article 108(a) and 112 of the articles of association of the Company, Mr. Zhang Li and Ms. Xue Hui will retire at the AGM, and being eligible, will offer themselves for re-election at the AGM.

Mr. Zheng Ercheng will also retire from the office of independent non-executive Director at the AGM, but will not offer himself for re-election. It is therefore proposed to seek the Shareholder's approval at the AGM for the election of Mr. Chen Liangnuan as the new independent non-executive Director.

DIRECTORS' SERVICE CONTRACTS AND LETTERS OF APPOINTMENT

Each of the executive Directors has entered into a service contract with the Company for a term of three years, which may be terminated by not less than three months' notice in writing served by either party on the other.

The non-executive and independent non-executive Directors have been appointed for a term of three years in accordance with their respective letters of appointment with the Company.

None of the Directors who are proposed for re-election at the forthcoming annual general meeting has a service contract with the Company which is not determinable by the Company within one year without payment of compensation, other than statutory compensation.

CONFIRMATION OF INDEPENDENCE

The Company has received from each of the independent non-executive Directors an annual confirmation of his/her independence pursuant to Rule 3.13 of the Listing Rules. The Board considers all the independent non-executive Directors to be independent in accordance with Rule 3.13 of the Listing Rules.

Directors' Report

DIRECTORS' INTERESTS IN TRANSACTIONS, ARRANGEMENTS OR CONTRACTS

Save as disclosed in the section headed "Connected Transactions" in this annual report, no other transaction, arrangement or contract of significance in relation to the Group's business to which the Company, any of its subsidiaries, fellow subsidiaries or its holding company was a party and in which a Director of the Company had a material interest, whether directly or indirectly, subsisted during the year ended 31 December 2021 or at any time during the year.

CONTRACTS OF SIGNIFICANCE

Save as disclosed in the section headed "Significant Investments, Acquisitions and Disposals", during the year ended 31 December 2021 or at any time during the year, there was neither contract of significance between the Company or any of its subsidiaries and the controlling shareholder or any of its subsidiaries, nor contract of significance for the provision of services to the Company or any of its subsidiaries by the controlling shareholder or any of its subsidiaries.

CONNECTED TRANSACTIONS

A summary of the related party transactions entered into by the Group during the year ended 31 December 2021 is contained in Note 36 to the consolidated financial statements. As disclosed in Note 36 to the consolidated financial statements, Mr. Zhang Li and Mr. Zhang Liang, Johnson gave financial guarantees to several banks for certain banking facilities of the Group. These transactions fall under the definition of continuing connected transactions under the Listing Rules but are exempt from reporting, announcement, annual review, independent shareholders' approval and all requirements under Chapter 14A of the Listing Rules. The independent non-executive Directors have reviewed the fully-exempted continuing connected transactions disclosed above and confirm that such transactions have been entered into in the ordinary and usual course of business of the Group, on normal commercial terms, and the terms of the agreements in relation to such transactions are fair and reasonable or better, and are in the interests of the Group's shareholders as a whole.

On 13 December 2019, the Group entered into a loan agreement with Guizhou Liliang, of which the ultimate controller is Mr. Zhang Li, in the principal amount of RMB50,000,000 for a term of 2 years. The interest rate is 2% above the 1-year loan market quoted interest rate announced by the National Interbank Funding Center, and the interest shall be paid annually. The principal and interests of the loan have been settled in April 2022.

On 22 June 2020, the Group entered into a loan agreement with Guizhou Liliang in the principal amount of RMB57,000,000 for a term of 2 years. The interest rate is 2% above the 1-year loan market quoted interest rate announced by the National Interbank Funding Center, and the interest shall be paid annually.

In addition, on 6 December 2021, the Group entered into an equity transfer agreement with Zhunge'er Fuliang and Inner Mongolia Fuliang to acquire 100% equity interests of Wuhai Fuliang, with a total consideration of RMB185,700,000. According to the equity transfer agreement, the Group prepaid the consideration of RMB184,950,000 to Zhunge'er Fuliang and RMB750,000 to Inner Mongolia Fuliang, respectively, on 22 December 2021.

On 24 December 2021, the Group entered into an acquisition agreement with Guizhou Liliang to acquire its 75% equity interests in Liupanshui Changlin Real Estate Development Co., Ltd. (六盤水昌霖房地產開發有限公司). The Group is expected to own the mining rights of a coal mine in Guizhou upon the completion of a restructuring, with a total consideration of RMB1,100,000,000. The Company confirmed that the transactions disclosed above constitute connected transactions as defined under Chapter 14A of the Listing Rules and it has complied with the relevant disclosure requirements in accordance with Chapter 14A of the Listing Rules.

Directors' Report

DIRECTORS' AND CHIEF EXECUTIVE'S INTERESTS AND SHORT POSITIONS IN THE SHARES, UNDERLYING SHARES AND DEBENTURES

As at 31 December 2021, the interests and short positions of the Directors and chief executive of the Company in the shares, underlying shares and debentures of the Company or any of its associated corporations (within the meaning of Part XV of the Securities and Futures Ordinance (the "SFO")) which were required to be notified to the Company and the Stock Exchange pursuant to Divisions 7 and 8 of Part XV of the SFO (including interests and short positions which they were taken or deemed to have under such provisions of the SFO), or which were required to be recorded in the register required to be kept by the Company under section 352 of the SFO, or which were required to be notified to the Company and the Stock Exchange pursuant to the Model Code for Securities Transactions by Directors of Listed Issuers (the "Model Code") as set out in Appendix 10 of the Listing Rules were as follows:

Long position in the ordinary shares of the Company

Name of Directors	Capacity/Type of interest	Number of ordinary shares	Approximate percentage of shareholding (Note 1)
Mr. Zhang Li	Beneficial Interests	943,314,000	11.19%
	Interest of spouse (Note 2)	2,800,000	0.03%
Mr. Zhang Liang, Johnson	Interest in a controlled corporation (Note 3)	5,307,450,000	62.96%
Mr. Ju Wenzhong	Beneficial Interests	1,841,659	0.02%
Ms. Xue Hui	Beneficial Interests	3,860,055	0.05%

Notes:

- The calculation is based on the total number of issued ordinary shares of 8,430,000,000 shares as at 31 December 2021.
- Madam Liao Dong Fen is the spouse of Mr. Zhang Li. Accordingly, under the SFO, Mr. Zhang Li is deemed to be interested in the 2,800,000 ordinary shares of the Company held by Madam Liao Dong Fen.
- King Lok Holdings Limited is wholly-owned and controlled by Mr. Zhang Liang, Johnson and Mr. Zhang Liang, Johnson is therefore deemed to be interested in the ordinary shares held by King Lok Holdings Limited.

Save as disclosed above, as at 31 December 2021, there was no other Directors or the chief executive of the Company or any of their associates who had any interests or short positions in any shares, underlying shares or debentures of the Company or any of its associated corporations (within the meaning of Part XV of the SFO) which were required to be notified to the Company and the Stock Exchange pursuant to Divisions 7 and 8 of Part XV of the SFO (including interests or short positions which they are taken or deemed to have under such provisions of the SFO), or which were required to be recorded in the register required to be kept by the Company pursuant to section 352 of the SFO, or which were required to be notified to the Company and the Stock Exchange pursuant to the Model Code.

Directors' Report

DIRECTORS' AND CHIEF EXECUTIVE'S RIGHTS TO ACQUIRE SHARES OR DEBENTURES

At no time during the year ended 31 December 2021 was the Company, its subsidiaries, its associate, its fellow subsidiaries or its holding company a party to any arrangements to enable the Directors and chief executive of the Company (including their spouse and children under 18 years of age) to acquire benefits by means of the acquisition of shares in or debentures of the Company or any other legal entities.

DIRECTORS' INTERESTS IN COMPETING BUSINESS

As at 31 December 2021, Mr. Zhang Li, the chairman and an executive Director of the Company, has controlling interest in Guizhou Liliang Energy Co., Ltd., which is principally engaged in mineral investment related business in Guizhou.

Save as disclosed above and at Note 36(b)(ii) of the consolidated financial statements, during the year ended 31 December 2021, none of the Directors or their close associates (as defined under the Listing Rules) has any other interest in a business apart from the business of the Group which competes or is likely to compete, either directly or indirectly, with the business of the Group.

EMOLUMENTS OF DIRECTORS, CHIEF EXECUTIVE AND FIVE HIGHEST PAID EMPLOYEES

Details of the emoluments of the Directors, chief executive and five highest paid employees are set out in Notes 9 and 10 to the consolidated financial statements. There was no arrangement under which a Director waived or agreed to waive any remuneration during the year ended 31 December 2021.

DEED OF NON-COMPETITION

Each of the Company's controlling shareholders and Mr. Zhang Li have confirmed to the Company of his/its compliance with the non-competition undertakings given to the Company under the Deed of Non-Competition as defined in the Prospectus.

King Lok Holdings Limited, Mr. Zhang Liang, Johnson and Mr. Zhang Li (the "**Covenantors**") have entered into a deed of non-competition dated 9 March 2012 in favour of the Company and its subsidiaries, pursuant to which each of the Covenantors has undertaken that it/he and its/his respective associates (other than any members of the Group) will not carry on, engage, invest, participate or otherwise be interested in or acquire or hold any restricted business unless such restricted business has first been offered or made available to the Group, and the Group, after review and approval by an independent Board committee of the Company comprising only of independent non-executive Directors who do not have a material interest in such restricted business, has declined to pursue such opportunity.

The Directors are of the view that the measures in place are sufficient to safeguard the interests of the Company and its shareholders against any competition issues or potential competition issues.

SHARE OPTION SCHEME

The Company has approved and adopted a share option scheme on 6 March 2012 (the "**Share Option Scheme**"). After the listing, the employees of the Group may be granted share options pursuant to the Share Option Scheme. The following is a summary of the principal terms of the Share Option Scheme.

(a) Purpose

The purposes of the Share Option Scheme are to provide incentives to participants to contribute to the Company through the grant of option(s) to subscribe for the Company's shares ("**Options**") and to enable the Company to recruit high caliber employees and attract or retain talents that are valuable to the Group.

(b) Maximum number of shares

The maximum number of shares which may be issued upon exercise of all the options to be granted under the Share Option Scheme and any other share option scheme of the Company (if any) shall not in aggregate exceed 10% of the shares in issue (i.e. a maximum of 843,000,000 shares) as at the listing date, provided that:

- (i) the maximum number of shares may be increased or "refreshed", with the approval of the shareholders in a general meeting, up to a maximum of 10% of the issued share capital of the Company at the date of such shareholders' approval, inclusive of the maximum number of shares in respect of which options may be granted under another scheme, if any;
- (ii) the Company may obtain a separate approval from the Company's shareholders in a general meeting to permit the granting of Options which will result in the number of shares in respect of all the Options granted exceeding the then maximum number of shares provided that such Options are granted only to share option scheme participants specifically identified by the Company before shareholders' approval is sought (in which case such Options granted shall not be counted towards the then applicable maximum number of shares); and
- (iii) the total maximum number of shares which may be issued upon exercise of all outstanding Options granted and yet to be exercised under the Share Option Scheme and any other options granted and yet to be exercised under another scheme shall not exceed 30% of the issued share capital of the Company from time to time.

As at the date of this annual report, a total of 843,000,000 shares (representing 10% of the existing issued share capital of the Company) may be issued upon exercise of all Options which may be granted under the Share Option Scheme.

(c) Maximum entitlement of each participant

Unless approved by the shareholders in a general meeting (with the relevant participant and his associates abstaining from voting), no participant shall be granted an Option if the total number of shares issued and to be issued upon exercise of the Options granted and to be granted to such participant in any 12-month period up to the date of the latest grant would exceed 1% of the issued share capital of the Company from time to time.

Directors' Report

SHARE OPTION SCHEME (Cont'd)

(c) Maximum entitlement of each participant (Cont'd)

An offer of the grant of an Option to a Director, chief executive or substantial shareholder (other than a proposed independent non-executive Director) of the Company or any of their respective associates must be approved by the independent non-executive Directors.

Where any grant of Options to a substantial shareholder or an independent non-executive Director, or any of their respective associates, would result in the shares issued and to be issued upon exercise of all options already granted and to be granted (including Options exercised, cancelled and outstanding) to such person in the 12-month period up to and including the date of such grant:

- (i) representing in aggregate over 0.1% of the shares in issue; and
- (ii) having an aggregate value, based on the closing price of the shares at the date of each grant, in excess of HKD5.0 million, such further grant of options must be approved by the shareholders. All connected persons of the Company must abstain from voting in favour at such general meeting.

(d) Time of acceptance and the amount payable on acceptance of the offer

Any offer of the grant of an Option may be accepted within 28 days from the date upon which the offer is made and the amount payable on acceptance of such offer is HKD1.0.

(e) Minimum holding period, vesting and performance target

Subject to the terms of the share option scheme, the Board may in its absolute discretion grant an Option to any participant subject to such conditions (including but not limited to imposition of any vesting and performance target(s) and/or minimum holding period) as the Board may think fit.

(f) Subscription price

The subscription price in respect of any Option shall be a price determined by the Board and notified to a share option scheme participant (subject to any adjustments made pursuant to the terms and conditions of the share option scheme) which shall be the higher of:

- (i) the closing price of the shares on the Stock Exchange as stated in the Stock Exchange daily quotations sheet on the relevant offer date, which must be a trading day, in respect of such Option;
- (ii) the average closing price of the Shares on the Stock Exchange as stated in the Stock Exchange's daily quotations sheets for the five trading days immediately preceding the relevant offer date in respect of such Options; or
- (iii) the nominal value of the shares.

Directors' Report

SHARE OPTION SCHEME (Cont'd)

(g) Ranking of shares

The shares to be allotted upon the exercise of an Option will be subject to all the provisions of the articles of association for the time being in force and will rank pari passu with the fully paid shares in issue on the date of allotment and accordingly will entitle the holders to participate in all dividends and other distributions paid or made on or after the date of allotment other than any dividend or other distribution previously declared or recommended or resolved to be paid or made if the record date therefor shall be before the date of allotment.

A share issued upon the exercise of an Option shall not carry voting rights until the registration of the grantee (or any other person) as the holder thereof.

(h) Life of Share Option Scheme

Subject to relevant terms of the Share Option Scheme, the Share Option Scheme shall be valid and effective for a period of 10 years commencing on the adoption date of 6 March 2012, after which period no further Options will be offered but the provisions of the Share Option Scheme shall remain in full force and effect to the extent necessary to give effect to the exercise of any Options granted prior thereto or otherwise as maybe required in accordance with the provisions of the Share Option Scheme.

For the year ended 31 December 2021, no option was granted under the Share Option Scheme.

EQUITY-LINKED AGREEMENTS

Save for the Share Option Scheme above, no other equity-linked agreements were entered into by the Company during the year ended 31 December 2021 or subsisted at the end of the year.

SUBSTANTIAL SHAREHOLDERS' INTERESTS AND SHORT POSITIONS IN THE SHARES AND UNDERLYING SHARES

So far as known to the Directors and chief executive of the Company, as at 31 December 2021, the persons or corporations (other than the Directors or chief executive of the Company) who had interest or short positions in the shares and underlying shares of the Company which would fall to be disclosed to the Company and the Stock Exchange under the provisions of Divisions 2 and 3 of Part XV of the SFO, or which were required to be recorded in the register required to be kept by the Company under section 336 of the SFO were as follows:

Long position in the ordinary shares of the Company

Name of substantial shareholders	Capacity/Type of interest	Number of ordinary shares	Approximate percentage of shareholding (Note 1)
Madam Liao Dong Fen	Beneficial Interests	2,800,000	0.03%
	Interest of spouse (Note 2)	943,314,000	11.19%
King Lok Holdings Limited	Beneficial interests (Note 3)	5,307,450,000	62.96%

Directors' Report

SUBSTANTIAL SHAREHOLDERS' INTERESTS AND SHORT POSITIONS IN THE SHARES AND UNDERLYING SHARES (Cont'd)

Long position in the ordinary shares of the Company (Con't)

Notes:

1. The calculation is based on the total number of issued ordinary shares of 8,430,000,000 shares as at 31 December 2021.
2. Madam Liao Dong Fen is the spouse of Mr. Zhang Li. Accordingly, under the SFO, Madam Liao Dong Fen is deemed to be interested in the 943,314,000 ordinary shares of the Company held by Mr. Zhang Li.
3. King Lok Holdings Limited is wholly-owned and controlled by Mr. Zhang Liang, Johnson.

Save as disclosed above, as at 31 December 2021, the Directors and chief executive of the Company were not aware of any other person or corporation (other than the Directors or chief executive of the Company) who had any interest or short positions in the shares or underlying shares of the Company which would fall to be disclosed to the Company and the Stock Exchange under the provisions of Divisions 2 and 3 of Part XV of the SFO, or which were required to be recorded in the register required to be kept by the Company under section 336 of the SFO.

MANAGEMENT CONTRACTS

No contracts concerning the management and administration of the whole or any substantial part of any business of the Group were entered into or existed during the year ended 31 December 2021.

PURCHASE, SALE OR REDEMPTION OF THE COMPANY'S LISTED SECURITIES

During the year ended 31 December 2021, neither the Company nor any of its subsidiaries, has purchased, sold or redeemed any of the Company's listed securities.

RETIREMENT BENEFITS SCHEMES

Details of the retirement benefits schemes participated by the Group are set out in Notes 2.4 and 7 to the consolidated financial statements.

CHARITABLE DONATIONS

During the year ended 31 December 2021, the Group donated RMB10 million to the Guizhou Youth Development Foundation and RMB30,000 to the Red Cross of Zhunge'er Banner.

BIOGRAPHIES OF DIRECTORS AND SENIOR MANAGEMENT

Particulars of the biographies of the Directors and senior management of the Company are set out on pages 58 to 64 of this annual report.

Save for the above, for the year ended 31 December 2021, the Company was not aware of any other change in the information of the Directors or the chief executive of the Company required to be disclosed pursuant to Rule 13.51B (1) of the Listing Rules.

Directors' Report

CORPORATE GOVERNANCE PRACTICES

The Company has applied the principles as set out in the Corporate Governance Code and Corporate Governance Report (the “CG Code”) contained in Appendix 14 of the Listing Rules. The Board is of the view that the Company is in compliance with the code provisions of the CG Code for the year ended 31 December 2021.

For details of the Corporate Governance Report, please refer to pages 78 to 90 of this annual report.

SUFFICIENCY OF PUBLIC FLOAT

Based on the information that is publicly available to the Company and within the knowledge of the Directors, it is confirmed that there is sufficient public float of the Company's issued shares throughout the year ended 31 December 2021 and up to the date of this annual report.

INDEMNITY OF DIRECTORS

A permitted indemnity provision (as defined in section 469 of the Hong Kong Companies Ordinance) for the benefit of the directors of the Company is currently in force and was in force throughout this year.

CLOSURE OF REGISTER OF MEMBERS FOR ANNUAL GENERAL MEETING

The register of members of the Company will be closed from Wednesday, 25 May 2022 to Monday, 30 May 2022 (both days inclusive), during which period no transfer of shares will be registered for the purpose of determining shareholders' entitlement to attending and voting at the forthcoming AGM. In order to be entitled to attend and vote at the AGM, all share transfer documents accompanied by the relevant share certificates must be lodged for registration with the Company's branch share registrar and transfer office in Hong Kong, Computershare Hong Kong Investor Services Limited at Shops 1712–1716, 17th Floor, Hopewell Centre, 183 Queen's Road East, Wanchai, Hong Kong no later than 4:30 p.m. on Tuesday, 24 May 2022.

CLOSURE OF REGISTER OF MEMBERS FOR FINAL DIVIDEND

The register of members of the Company will be closed from Friday, 10 June 2022 to Tuesday, 14 June 2022 (both days inclusive), during which period no transfer of shares will be registered for the purpose of determining shareholders' entitlement to the proposed final dividend. To qualify for the final dividend, all share transfer documents accompanied by the relevant share certificates must be lodged for registration with the Company's branch share registrar and transfer office in Hong Kong, Computershare Hong Kong Investor Services Limited at Shops 1712–1716, 17th Floor, Hopewell Centre, 183 Queen's Road East, Wanchai, Hong Kong no later than 4:30 p.m. on Thursday, 9 June 2022.

ENVIRONMENTAL AND SOCIAL RESPONSIBILITY

In addition to focusing on the development and operational efficiency of the Dafanpu Coal Mine, we also strive to build a first-class, and a large and modern mine which is “safe, environmentally friendly, energy saving, green, and highly efficient”. We have implemented a number of internal policies to fulfill our social responsibility towards the environment, our employees and the local communities. Further discussion and analysis in respect of environmental and social perspective as required by Schedule 5 to the Hong Kong Companies Ordinance can be found in the “Environmental, Social and Governance Report” set out on pages 25 to 57 of this annual report and forms part of this directors' report.

Directors' Report

ENVIRONMENTAL AND SOCIAL RESPONSIBILITY (Cont'd)

During the reporting period, we complied with applicable environmental laws or regulations. We are committed to conduct our operations in a manner that complies with the applicable environmental laws and regulations, and we endeavour to mitigate the adverse impact of our operations to the environment. The production in the Dafanpu Coal Mine is subject to environmental laws and regulations relating to air and water emissions, hazardous substances and waste management. We have shown our commitment to fulfill our social responsibility towards the environment through the establishment of environmental protection systems, facilities and measures.

RELATIONSHIP WITH EMPLOYEES, CUSTOMERS AND SUPPLIERS

For the relationship between the Group and its employees, please refer to the paragraph headed "Human Resources and Emolument Policy" as set out in the "Management Discussion and Analysis" on page 24 of this report.

The Group actively interacts with its employees, customers and suppliers to maintain good relationships with them and to understand their expectations on the Group. The Group will incorporate their suggestions into its operations as far as they are feasible and in the best interest of the Group and the shareholders as a whole.

Further discussion on the relationship with employees, suppliers and customers of the Group can be found in the "Environmental, Social and Governance Report" set out on pages 25 to 57 of this report. The discussion forms part of this Directors' Report.

COMPLIANCE WITH LAWS AND REGULATIONS

The Group continues to commit to complying with the relevant laws and regulations, such as the Companies Law, Cap. 22 (Law 3 of 1961, as consolidated and revised), of the Cayman Islands, the Company law of the PRC, the SFO, the Listing Rules and other relevant laws and regulations.

For the year ended 31 December 2021, so far as the Company is aware, there were no material breaches of or non-compliance with the relevant rules and regulations by our Group that have significant impact on the business and operations of our Group.

TAX RELIEF

The Directors are not aware of any relief from taxation to which the shareholders are entitled by reason of their holding of the Company's listed securities.

AUDITOR

Following the retirement of Ernst & Young as the auditor of the Company on 29 May 2019, KPMG, a Public Interest Entity Auditor registered in accordance with the Financial Reporting Council Ordinance was appointed on 29 May 2019 to act as the auditor of the Company. Save as disclosed above, there were no other changes in auditor of the Company during the past three years.

The accompanying consolidated financial statements have been audited by KPMG.

Directors' Report

AUDIT COMMITTEE

The audit committee of the Company comprises two independent non-executive Directors, namely Ms. Liu Peilian (Chairman) and Mr. Zheng Ercheng, and one non-executive director, namely Ms. Zhang Lin. A meeting of the audit committee was held on 28 April 2022 to meet with the auditor of the Company and review the annual results and the audited consolidated financial statements of the Company for the year ended 31 December 2021.

On behalf of the Board

Zhang Li

Chairman and Executive Director

28 April 2022

Corporate Governance Report

CORPORATE GOVERNANCE CODE

As the Company believes that good corporate governance can create value for the shareholders of the Company, the Board is committed to maintaining a high standard of corporate governance practices by putting strong emphasis on a quality board of Directors, sound internal controls and effective accountability to the shareholders as a whole.

The Board is of the view that the Company has complied with the code provisions of the Corporate Governance Code and Corporate Governance Report (the “**CG Code**”) as set out in Appendix 14 of the Rules Governing the Listing of Securities on The Stock Exchange of Hong Kong Limited (the “**Listing Rules**”) for the year ended 31 December 2021.

The Company has adopted the code provisions in the CG Code as set out in Appendix 14 of the Listing Rules as its own code of corporate governance. The Board will continue to enhance its corporate governance practices to ensure that it complies with the CG Code and align with the latest developments.

DIRECTORS’ AND RELEVANT EMPLOYEES’ SECURITIES TRANSACTIONS

The Company has adopted the Model Code for Securities Transactions by Directors of Listed Issuers (the “**Model Code**”) as set out in Appendix 10 of the Rules Governing the Listing of Securities on the Stock Exchange (the “**Listing Rules**”) as its own code for securities transactions by the Directors.

All Directors have confirmed, following specific enquiries by the Company, that they have fully complied with the required standards set out in the Model Code and the Company’s code of conduct for the year ended 31 December 2021.

Relevant employees who are likely to be in possession of inside information of the Group are also subject to compliance with written guidelines on terms no less exacting than the required standards set out in the Model Code. Each of the relevant employees has been given a copy of the written guidelines.

No incident of non-compliance with these guidelines by the relevant employees was brought to the attention of the Company.

THE BOARD OF DIRECTORS

Responsibilities of the Board

The Board is responsible for, and has general powers under the memorandum and articles of association of the Company for, the leadership and oversight of the Company’s management and performance and the formulation and review of the Group’s overall policies and strategies. Moreover, the Board is also responsible for performing corporate governance duties, including (i) to develop and review of the Company’s policies and practices on corporate governance; (ii) to review and monitor the training and continuous professional development of Directors and senior management; (iii) to review and monitor the Company’s policies and practices on compliance with legal and regulatory requirements; (iv) to develop, review and monitor the code of conduct and compliance manual applicable to employees and Directors; and (v) to review of the Company’s compliance with Appendix 14 to the Listing Rules and disclosure in the corporate governance report.

Corporate Governance Report

THE BOARD OF DIRECTORS (Cont'd)**Responsibilities of the Board (Cont'd)**

During the year ended 31 December 2021, the Board has performed the above corporate governance duties. The Board has reviewed the Company's compliance with the CG Code for the year ended 31 December 2021 and this corporate governance report.

All major decisions, including but not limited to those decisions affecting the finance of the Company and the shareholders of the Company, such as but not limited to the financial statements, business acquisitions, major transactions and dividend policies, are made by the Board as a whole. Each Director is aware of his or her fiduciary duties and duties and responsibilities as a director under the Listing Rules, the CG Code and applicable laws and regulations; and has acted objectively for the benefit and in the best interests of the Company and its shareholders.

Decisions of the Board are communicated to the senior management through executive Directors. The day-to-day management, administration and operation of the Group are delegated to executive Directors and an independent senior management team. The senior management team is also responsible for the supervision and execution of the Group's business plans. The Board reviews periodically the performance of the senior management team.

Certain functions and responsibilities are delegated to committees established by the Board. For details, please refer to the sub-sections headed "Audit Committee", "Remuneration Committee" and "Nomination Committee" below.

Composition of the Board

As at 31 December 2021, the Board comprises of three executive Directors, one non-executive Director and three independent non-executive Directors whose names are listed below. Each member of the Board brings valuable experience, knowledge and expertise to the Board for its efficient and effective functioning.

Executive Directors

Mr. Zhang Li (<i>Chairman</i>)	(Note 1)
Mr. Zhang Liang, Johnson	(Note 1)
Mr. Ju Wenzhong (<i>Chief Executive Officer</i>)	

Non-executive Director

Ms. Zhang Lin	(Note 1)
---------------	----------

Independent Non-executive Directors

Ms. Liu Peilian
Mr. Zheng Ercheng
Ms. Xue Hui

Note 1: Mr. Zhang Li is the father of Mr. Zhang Liang, Johnson and the brother of Ms. Zhang Lin.

Except for the familial relationship between Mr. Zhang Li, Mr. Zhang Liang, Johnson and Ms. Zhang Lin as disclosed above, there is no financial, business, family or any other relevant relationship between the Directors.

Corporate Governance Report

THE BOARD OF DIRECTORS (Cont'd)

Composition of the Board (Cont'd)

During the year ended 31 December 2021, the Company has complied with the requirements of the Listing Rules to have at least three independent non-executive Directors representing at least one-third of the Board with at least one of them possessing appropriate professional qualifications or accounting or related financial management expertise.

Having considered the factors for assessing the independence of independent non-executive Directors under Rule 3.13 of the Listing Rules and the written annual confirmations from each independent non-executive Director, the Board considers all of its independent non-executive Directors to be independent.

The list of Directors (by category) is disclosed in all corporate communications issued by the Company pursuant to the Listing Rules. A list of the Company's Directors identifying their roles and functions is also available on the Company's website at www.kineticme.com and on the website of the Stock Exchange.

Terms of Appointment of Directors

Executive Directors

Each of the executive Directors of the Company has entered into a service contract for a term of three years. The appointment may be terminated by not less than three months' notice in writing served by either the relevant executive Director or the Company.

Non-executive Director and independent non-executive Directors

Each of the non-executive Director and independent non-executive Directors of the Company were all appointed by the Company for a term of three years.

Nomination, Appointment, Re-election and Removal Procedures

The procedures and process of appointment, re-election and removal of Directors are set out in the Company's articles of association. Every Director is subject to the provisions of retirement by rotation at least once every three years. Any Director appointed by the Board to fill a casual vacancy shall hold office only until the first general meeting of the Company after his or her appointment and be subject to re-election at such meeting.

The nomination committee of the Board has been established with effect from the listing date of the Company (i.e. 23 March 2012) to review the structure, size and composition of the Board at least annually to ensure that the Board has a balance of expertise, skills and experience appropriate to meet the requirements of the Company. This committee will identify individuals who are qualified or suitable for directorship, assess their qualifications, skills, prior experience, character and other relevant aspects, including but not limited to their independence in the case of an independent non-executive Director candidate, and make recommendations to the Board on the appointment or re-appointment of Directors or the filling of casual vacancies on the Board or any other proposed changes to the Board to complement the Company's corporate strategies. Please refer to the sub-section headed "Nomination Committee" below for more details on the nomination committee of the Board.

Corporate Governance Report

THE BOARD OF DIRECTORS (Cont'd)

Board Practices and Conduct of Meetings

Directors are given the opportunity to include matters in the agenda for Board meetings, with notices of regular Board meetings served to all Directors at least 14 days before the meetings. Directors are allowed to seek independent professional advice in appropriate circumstances at the Company's expense.

Directors are encouraged to make a full and active contribution to the Board's affairs and to voice out their views and concerns. Directors are supplied with sufficient information and given sufficient time for discussion to ensure that Board decisions fairly reflect Board consensus.

Whenever there is a potential conflict of interest, the matter is considered during a physical board meeting at which disinterested independent non-executive Directors are present and, if such interest is material, the interested Director(s) shall declare the nature of his or her or their interest in accordance with the Company's articles of association and will not vote or be counted in the quorum or any resolution of the Board in respect of the relevant contract or arrangement unless so authorised by the Company's articles of association. Each of Mr. Zhang Li, Mr. Zhang Liang, Johnson and Ms. Zhang Lin has undertaken that if a conflict of interest situation arises in respect of any of them, they shall (i) not vote or be counted in the quorum of any resolution of the Board unless so authorised by the Company's articles of association, (ii) refrain from being present during the relevant discussions at Board meetings and (iii) play no part in the decision-making process of the Board.

Minutes of Board meetings and meetings of Board committees containing sufficient detail of the matters considered and decisions reached, including any concerns raised or dissenting views expressed, are sent to each Director for their review, comment and records within a reasonable time after each meeting. Final versions of such minutes are kept by the company secretary of the Company and are open for inspection by Directors upon reasonable notice.

Directors' Attendance Records

During the year ended 31 December 2021, 36 Board meetings were held at which the Directors reviewed and approved, among other things, interim and annual results of the Company, the material acquisitions of the Group including the acquisition of 100% equity interests in Wuhai Fuliang Real Estate Development Co., Ltd. (烏海富量房地產開發有限公司), the acquisition of 75% equity interests in Liupanshui Changlin Real Estate Development Co., Ltd. (六盤水昌霖房地產開發有限公司).

Corporate Governance Report

THE BOARD OF DIRECTORS (Cont'd)

Board Practices and Conduct of Meetings (Cont'd)

During the year ended 31 December 2021, the Chairman of the Board held a meeting with the independent non-executive Directors without the presence of other Directors. The attendance record of each Director at the aforementioned Board meetings and at the Company's Annual General Meeting held on 20 May 2021 and the extraordinary general meeting held on 10 November 2021 in relation to the change of the company name of the Company is set out below:

	Attendance/Number of Meetings		
	(Board Meetings)	(Annual General Meeting)	(Extraordinary General Meeting)
Executive Directors			
Mr. Zhang Li (<i>Chairman</i>)	34/36	1/1	1/1
Mr. Zhang Liang, Johnson	33/36	1/1	1/1
Mr. Ju Wenzhong (<i>Chief Executive Officer</i>)	35/36	1/1	1/1
Non-Executive Director			
Ms. Zhang Lin	33/36	1/1	1/1
Independent Non-Executive Directors			
Ms. Liu Peilian	36/36	1/1	1/1
Mr. Zheng Ercheng	36/36	1/1	1/1
Ms. Xue Hui	36/36	1/1	1/1

CHAIRMAN AND CHIEF EXECUTIVE OFFICER

During the year ended 31 December 2021, the roles of Chairman and Chief Executive Officer of the Company have been carried out by different individuals. The Chairman of the Company is Mr. Zhang Li, and the Chief Executive Officer of the Company is Mr. Ju Wenzhong.

The Chairman of the Company is responsible for the Group's overall business strategy and corporate development and the identification of potential acquisition targets. The Chairman approves the agenda for, and chairs, Board meetings to ensure that all key and appropriate issues are discussed in a timely manner, including any matters proposed by other Directors. He is responsible for the effective functioning of the Board, including but not limited to taking measures to ensure that all Directors are properly briefed on issues arising at Board meetings, providing all Directors with adequate information which is accurate, clear, complete and reliable in a timely manner, communicating shareholders' views to the Board as a whole and promoting a culture of openness and constructive debate during Board meetings.

The Chief Executive Officer of the Company is responsible for the Group's overall management and operations. He works primarily with the senior management and ensures that any major strategic, corporate or management decisions made by the Board are communicated to and implemented by the senior management.

Corporate Governance Report

BOARD COMMITTEES

Audit Committee

The audit committee of the Board was established with effect from the listing date of the Company in compliance with Rule 3.21 of the Listing Rules. It is responsible for ensuring that the Company has an appropriate and effective financial reporting, risk management and internal control systems in compliance with the Listing Rules, evaluating and determining the nature and extent of the risks the Board is willing to take in achieving the Company's objective, overseeing management in the design, implementation and monitoring of the risk management and internal control systems, overseeing the integrity of the financial statements of the Company (including the review of the quarterly, half-yearly and annual results review of risk management and internal control system), selecting and assessing the independence and qualifications of the Company's external auditor and ensuring effective communication between the Directors, internal auditors and external auditors. The audit committee consists of three members (including one non-executive Director and two independent non-executive Directors), namely, Ms. Liu Peilian (Chairman of the committee), who possesses the appropriate professional qualification or accounting or related financial management expertise, Mr. Zheng Ercheng and Ms. Zhang Lin. The written terms of reference of this committee has been made available on the Company's website at www.kineticme.com and on the website of the Stock Exchange.

The audit committee held two meetings during the year ended 31 December 2021. In these two meetings, the audit committee discussed and reviewed, among other things, (i) the accuracy and fairness of Group's annual results for the year ended 31 December 2020 and interim results for the six months ended 30 June 2021; and (ii) the effectiveness of the Group's risk management and internal control system and internal audit function.

The attendance record of each audit committee member at the aforementioned audit committee meetings is set out below:

Name of Audit Committee Member	Attendance/ Number of Meetings
Ms. Liu Peilian (<i>Chairman</i>)	2/2
Ms. Zhang Lin	2/2
Mr. Zheng Ercheng	2/2

The external auditor was invited to attend the meetings without the presence of executive Directors to discuss issues related to audit and financial reporting with the audit committee members. An audit committee meeting was held on 31 March 2022 to review the Company's unaudited annual results and the unaudited consolidated financial statements for the year ended 31 December 2021. An audit committee meeting was also held on 28 April 2022 to consider and review, among other things, the Group's annual results and annual report for the year ended 31 December 2021. Ms. Liu Peilian, Mr. Zheng Ercheng and Ms. Zhang Lin attended the meeting.

Corporate Governance Report

BOARD COMMITTEES (Cont'd)

Remuneration Committee

The remuneration committee of the Board was established with effect from the listing date of the Company in accordance with the code provisions of the CG Code. It is responsible for assisting the Board in determining the policy and structure for the remuneration of Directors and senior management, assessing the performance of executive Directors, reviewing incentive schemes and the terms of the Directors' service contracts and fixing the remuneration packages for executive Directors and senior management. The remuneration committee consists of three members (including one non-executive Director and two independent non-executive Directors), namely, Ms. Xue Hui (Chairman of the committee), Ms. Liu Peilian and Ms. Zhang Lin. The written terms of reference of this committee has been made available on the Company's website at www.kineticme.com and on the website of the Stock Exchange.

The remuneration committee makes recommendations to the Board on the remuneration packages of a few executive Directors and senior management. The remuneration committee held one meeting during the year ended 31 December 2021. In such meeting, the remuneration committee evaluated the performance of executive Directors, discussed and reviewed, among other things, the remuneration policy of the Directors of the Company and the remuneration of executive Directors.

The attendance record of each remuneration committee member at the aforementioned remuneration committee meeting is set out below:

Name of Remuneration Committee Member	Attendance/ Number of Meeting
Ms. Xue Hui (<i>Chairman</i>)	1/1
Ms. Liu Peilian	1/1
Ms. Zhang Lin	1/1

Nomination Committee

The Board has established a nomination committee with effect from the listing date of the Company, in compliance with the code provisions of the CG Code, responsible for determining the policy for the nomination of directors, identifying and recommending to the Board appropriate candidates to serve as Directors, evaluating the structure and composition of the Board and developing, recommending to the Board and monitoring the nomination guidelines of the Company. The nomination committee consists of three members, including one executive Director and two independent non-executive Directors, namely, Mr. Zhang Li (Chairman of the committee), Mr. Zheng Ercheng and Ms. Xue Hui. The written terms of reference of this committee has been made available on the Company's website at www.kineticme.com and on the website of the Stock Exchange.

The nomination committee held one meeting during the year ended 31 December 2021. In the meeting, the nomination committee discussed and reviewed, among other things, (i) the existing structure, size and composition of the Board to ensure that it has a balance of expertise, skills and experience appropriate for the requirements of the Group's business and that it is in compliance with the requirements under the Listing Rules; and (ii) the recommendation on re-election of retiring Directors at the annual general meeting of the Company. Please refer to the sub-section headed "Nomination, Appointment, Re-election and Removal Procedures" above for details of the policy for the nomination of directors performed by the nomination committee during the year.

Corporate Governance Report

BOARD COMMITTEES (Cont'd)

Nomination Committee (Cont'd)

The attendance record of each nomination committee member at the aforementioned nomination committee meeting are set out below:

Name of Remuneration Committee Member	Attendance/ Number of Meeting
Mr. Zhang Li (<i>Chairman</i>)	1/1
Mr. Zheng Ercheng	1/1
Ms. Xue Hui	1/1

BOARD DIVERSITY

During the year ended 31 December 2021, the Company continued to monitor Board composition with regard to its diversity policy which require board appointments to be made on a merit basis with due regard for the benefits of diversity of the Board members. Selection of candidates will be based on a wide range of diversity perspectives, including but not limited to age, gender, experience, race, geographical/cultural background and personal attributes. The nomination committee has developed measurable objectives to implement the board diversity policy and it would continue to monitor the progress in achieving these objectives. As at the publication date of this annual report, the Board comprises seven Directors, including three females and coal mining and accounting professionals. The Board is diversified in terms of gender, professional background and skills.

EXTERNAL AUDITOR'S REMUNERATION

The amount of fees charged by the Company's external auditor, KPMG, in respect of their audit services and non-audit services for the year ended 31 December 2021 amounted to approximately RMB5.60 million.

THE COMPANY SECRETARY

Mr. Chan Kwok Wai Danny ("**Mr. Chan**") resigned as the company secretary of the Company on 3 August 2021 and Ms. Cheng Lucy ("**Ms. Cheng**") was appointed as the company secretary of the Company on 3 August 2021.

The company secretary plays a role in supporting the Board by ensuring good information flow within the Board and also that Board policy and procedures are followed. The company secretary is responsible for advising the Board through the Chairman and/or the Chief Executive Officer on governance matters and should also facilitate induction and professional development of Directors. Specific enquiry has been made to Mr. Chan and Ms. Cheng, the company secretary of the Company, and Mr. Chan and Ms. Cheng have confirmed that they comply with the relevant qualifications, experience and training requirements under the Listing Rules.

DIRECTORS' AND OFFICERS' LIABILITY INSURANCE

The Company has arranged Directors' and Officers' liability insurance for its Directors and senior management during the year ended 31 December 2021. The insurance covers the corresponding costs, charges, expenses and liabilities for any legal action against them arising out of corporate activities.

Corporate Governance Report

DIRECTORS' TRAINING

According to the code provision A.6.5 of the CG Code, Directors should participate in continuing professional development to develop and refresh their knowledge and skills by attending training and by reading materials in relation to the roles, functions and duties of a listed company director and the latest developments in the relevant rules and regulations.

The Directors confirmed that they have complied with the code provision A.6.5 of the CG Code for the year ended 31 December 2021 and they participated in the following types of continuing professional development:

	Category of Continuing Professional Development
Executive Directors	
Mr. Zhang Li	(I), (II)
Mr. Zhang Liang, Johnson	(I), (II)
Mr. Ju Wenzhong	(I), (II)
Non-executive Director	
Ms. Zhang Lin	(I), (II)
Independent Non-executive Directors	
Ms. Liu Peilian	(I), (II)
Mr. Zheng Ercheng	(I), (II)
Ms. Xue Hui	(I), (II)

(I): Attending seminars.

(II): Reading materials in relation to the roles, functions and duties of a listed company director and the latest development of relevant rules and regulations.

INVESTOR COMMUNICATIONS AND SHAREHOLDERS' RIGHTS

The Company considers timely communication to shareholders and/or investors and transparent reporting as key components of good corporate governance.

The Company aims to maintain frequent and timely communication with its shareholders and/or investors through a variety of communication channels, including but not limited to general meetings, annual and interim reports and official announcements. General meetings provide a platform for shareholders to exchange views with the Board and the Directors are available to answer questions at the Company's annual general meetings. Shareholders will be sent a copy of the annual and interim reports or be notified of the release of such reports. Annual and interim reports are accessible on the website of the Stock Exchange and the Company's website at www.kineticme.com, where general information on the Group's business and activities is available for public access. Official announcements will be released from time to time in accordance with the Listing Rules to update our shareholders and/or investors with the latest developments of the Group.

Corporate Governance Report

INVESTOR COMMUNICATIONS AND SHAREHOLDERS' RIGHTS (Cont'd)

Voting at general meetings of the Company is conducted by way of poll in accordance with the Listing Rules. The poll results will be announced at general meetings and published on the websites of the Stock Exchange and the Company, respectively.

Pursuant to Clause 64 of the Company's existing articles of association, one or more shareholders holding, at the date of deposit of the requisition, not less than one tenth of the paid up capital of the Company having the right to vote at general meetings may deposit a written requisition (the "**Written Requisition**") to the Board or the company secretary for the purpose of requiring an extraordinary general meeting to be called by the Board for the transaction of any business specified in the Written Requisition. Such meeting shall be held within two months after the deposit of the Written Requisition if the requisition is confirmed as proper and valid. If within 21 days of such deposit, the Board fails to proceed to convene such meeting, the requisitionist(s) himself (themselves) may do so in the same manner, and all reasonable expenses incurred by the requisitionist(s) as a result of the failure of the Board shall be reimbursed to the requisitionist(s) by the Company.

Shareholders and investors are also welcomed to submit any enquiries to the Board and suggestions or proposals at general meetings directly to the Company's principal place of business in Hong Kong as provided in the section "Corporate Information" in this annual report.

CONSTITUTIONAL DOCUMENTS

There has been no change to the Company's constitutional documents during the year ended 31 December 2021.

ACCOUNTABILITY

The Directors have included a management discussion and analysis of the Group's performance for the year ended 31 December 2021 under the section headed "Management Discussion and Analysis" of this annual report.

DIVIDEND POLICY

Subject to Cayman Companies Law, the Company may declare, through a general meeting, final dividends in any currency but no dividend shall be declared in excess of the amount recommended by the Board. The Company's articles of association provide that dividends may be declared and paid out of our profits, realised or unrealised, or from any reserve set aside from profits which the Directors determine is no longer needed. With the sanction of an ordinary resolution dividends may also be declared and paid out of our share premium account or any other fund or account which can be authorised for this purpose in accordance with Cayman Companies Law.

Except in so far as the rights attaching to, or the terms of issue of, any share may otherwise provide: (i) all dividends shall be declared and paid according to the amounts paid up on the shares in respect whereof the dividend is paid but no amount paid up on a share in advance of calls shall for this purpose be treated as paid up on the share; and (ii) all dividends shall be apportioned and paid pro rata according to the amount paid up on the shares during any portion or portions of the period in respect of which the dividend is paid. The Directors may deduct from any dividend or other monies payable to any member or in respect of any shares all sums of money (if any) presently payable by him to the Company on account of calls or otherwise.

Corporate Governance Report

DIVIDEND POLICY (Cont'd)

In addition, the declaration of dividends is subject to the discretion of the Company's Directors, and the amounts of dividends actually declared and paid will also depend upon the following factors:

- the Company's general business conditions;
- the Company's financial results;
- the progress of merger and acquisition and the Company's capital requirements;
- payment by the Company's subsidiaries of cash dividends to the Company;
- interests of the Company's shareholders; and
- any other factors which the Board may deem relevant.

Future dividend payments will also depend upon the availability of dividends received from the Company's subsidiary companies in China. PRC laws require that dividends be paid only out of the net profit calculated according to PRC generally accepted accounting principles, which differ in many aspects from the generally accepted accounting principles in other jurisdictions, including the HKFRSs. PRC laws also require foreign investment enterprises to set aside part of their net profit as statutory reserves, which are not available for distribution as cash dividends. Distributions from the Company's subsidiary companies may also be restricted if they incur debts or losses or in accordance with any restrictive covenants in bank credit facilities, convertible bond instruments or other agreements that the Company or its subsidiaries may enter into in the future. Dividends payable by the Company to the foreign investors may be subject to PRC withholding tax. The EIT Law may also affect tax exemptions on dividends that may be received by the Company and by the shareholders.

The Directors will declare dividends, if any, in Hong Kong dollars with respect to shares on a per share basis and will pay such dividends in Hong Kong dollars. Any final dividend for a fiscal year will be subject to the shareholders' approval.

RISK MANAGEMENT AND INTERNAL CONTROLS

The Board has overall responsibilities for maintaining a sound and effective risk management and internal control systems of the Group. The systems play an important role in maintaining and improving accountability and transparency in the conduct of the Group's business and are designed for the Group to identify and manage the significant risks to achieve its business objectives, safeguard the interests of the Company's shareholders, ensure compliance with relevant laws and regulations and assists in enhancing investor's confidence. The risk management and internal control systems of the Group are designed to manage rather than eliminate the risk of failure to achieve business objectives, and can only provide reasonable and not absolute assurance against material misstatement or loss.

The Company's Internal Audit Department (the "IA Department") performs internal audit function and the Board is responsible for overseeing and reviewing the effectiveness of the risk management and internal control systems of the Group on an ongoing basis.

Corporate Governance Report

RISK MANAGEMENT AND INTERNAL CONTROLS (Cont'd)

Risk Management and Internal Control Systems

The risk management and internal control systems of the Company are designed to manage rather than eliminate the risk of failure to achieve business objectives, and can only provide reasonable and not absolute assurance against all risk issues and material misstatement or loss. We have employed a bottom-up approach for identification, assessment and mitigation of risk at all business unit levels and across all functional areas.

Procedures used to identify, evaluate and manage significant risks

During the process of risk assessment, the audit committee is responsible for identifying the risk of the Group and deciding on the risk levels and the Board is responsible for assessing and determining the nature and extent of the risks that are acceptable to the Group when achieving its strategic objectives. After discussing and taking into consideration the risk response measures, the relevant departments and business units shall be assigned to implement the risk management solutions in accordance with their respective roles and responsibilities. The identified risk together with the risk response measures will be recorded at the risk register and subject to the Board's oversight.

Main features of Risk Management and Internal Control Systems

The key elements of the risk management and internal control systems of the Company include the establishment of a risk register to keep track of and document identified risks, the assessment and evaluation of risks, the development and continuous updating of response measures, and the ongoing testing of internal control procedures to ensure their effectiveness.

An ongoing risk assessment approach is adopted by the Company for identifying and assessing the key inherent risks that affect the achievement of its objectives. The judgement of the risk is mainly determined in accordance with the likelihood of occurrence and consequence of occurrence of the risk, which can be categorized into 3 classes, classifying the degree of risk impact as: Minor (1), Moderate (2) and Significant (3), and the probability of occurrence of risk as: Unlikely (1), Possible (2) and Likely (3). The risk degrees reflect the level of management's attention and risk treatment effort required.

Procedures used to review the effectiveness of the Risk Management & Internal Control Systems and to resolve material internal control defects

The IA Department has performed two reviews of the effectiveness of the Group's risk management and internal control systems respectively covering the period from 1 January 2021 to 30 June 2021 and from 1 July 2021 to 31 December 2021 in compliance with the requirements under Code Provision C.2 of the CG Code, according to the scope of review agreed and approved by the audit committee covering the Group's material controls in financial, operational and compliance aspects. IA Department reported directly to the audit committee and the audit committee is satisfied that there has been no major deficiency noted in the areas of the Company's risk management and internal controls systems being reviewed after implementation of recommendations of the internal control defects reported by IA Department. Accordingly, the Board considered the risk management and internal control systems to be effective and the resources, staff qualifications and experience, training programmes given to our employees and relevant budget of the Company's accounting, internal audit and financial reporting functions to be adequate.

Corporate Governance Report

RISK MANAGEMENT AND INTERNAL CONTROLS (Cont'd)

Procedures and Internal Controls for the Handling and Dissemination of Inside Information

The Board has established the Inside Information Policy for the handling and dissemination of inside information. The Inside Information Policy stipulates the obligations of the Group, restriction on sharing non-public information, handling of rumours, unintentional selective disclosure, exemptions and waiver to the disclosure of inside information, external communication guidelines and compliance and reporting procedures. Management of the Company must take all reasonable measures from time to time to ensure that proper safeguards exist to prevent a breach of a disclosure requirement in relation to the Company. They must promptly bring any possible leakage or divulgence of inside information to the attention of the Chief Financial Officer who will notify the Board as soon as reasonably practicable accordingly for taking the appropriate prompt action. In the event that there is evidence of any material violation of the Inside Information Policy, the Board will decide, or designate appropriate persons to decide the course of actions for rectifying the problem and avoiding the likelihood of its recurrence.

DIRECTORS' RESPONSIBILITIES FOR FINANCIAL REPORTING

The Directors acknowledge their responsibility for preparing the financial statements of the Group for the year ended 31 December 2021 and confirm that the financial statements contained herein give a true and fair view of the results and state of affairs of the Group for the year under review. The Directors consider that the financial statements have been prepared in conformity with Hong Kong Financial Reporting Standards issued by the Hong Kong Institute of Certified Public Accountants and the disclosure requirement of Hong Kong Companies Ordinance, and reflect amounts which are based on best estimates and reasonable, informed and prudent judgment of the Board. Such acknowledgement should be read in conjunction with, but be distinguished from, the statement of the external auditor of the Company, KPMG, in relation to their reporting responsibilities as set out in their auditor's report on pages 91 to 95 of this annual report. The Directors are also responsible for taking all reasonable and necessary steps to safeguard the assets of the Group and to prevent and detect fraud and other irregularities.

SENIOR MANAGEMENT REMUNERATION BY BAND

The remuneration of the Company's senior management, whose biographies are set out on pages 58 to 64 of this annual report, for the year ended 31 December 2021 are set out below:

	Number of Individuals
Remuneration band (in RMB)	
RMBnil – RMB2,000,000	7

Independent Auditor's Report



Independent auditor's report

To the shareholders of Kinetic Development Group Limited

(Incorporated in the Cayman Islands with limited liability)

OPINION

We have audited the consolidated financial statements of Kinetic Development Group Limited (the “**Company**”) and its subsidiaries (the “**Group**”) set out on pages 96 to 163, which comprise the consolidated statement of financial position as at 31 December 2021, the consolidated statement of profit or loss and other comprehensive income, the consolidated statement of changes in equity and the consolidated statement of cash flows for the year then ended and notes to the consolidated financial statements, including a summary of significant accounting policies.

In our opinion, the consolidated financial statements give a true and fair view of the consolidated financial position of the Group as at 31 December 2021, and of its consolidated financial performance and its consolidated cash flows for the year then ended in accordance with Hong Kong Financial Reporting Standards (“**HKFRSs**”) issued by the Hong Kong Institute of Certified Public Accountants (“**HKICPA**”) and have been properly prepared in compliance with the disclosure requirements of the Hong Kong Companies Ordinance.

BASIS FOR OPINION

We conducted our audit in accordance with Hong Kong Standards on Auditing (“**HKSA**s”) issued by the HKICPA. Our responsibilities under those standards are further described in the *Auditor's responsibilities for the audit of the consolidated financial statements* section of our report. We are independent of the Group in accordance with the HKICPA's *Code of Ethics for Professional Accountants* (the “**Code**”) together with any ethical requirements that are relevant to our audit of the consolidated financial statements in the Cayman Islands, and we have fulfilled our other ethical responsibilities in accordance with these requirements and the Code. We believe that the audit evidence we have obtained is sufficient and appropriate to provide a basis for our opinion.

MATERIAL UNCERTAINTY RELATED TO GOING CONCERN

We draw attention to Note 2.1 to the consolidated financial statements, which indicates that the Group determines to incur significant capital expenditure for its proposed acquisitions and its mining projects. The Group's ability to fund the expenditure heavily relies on its ability to generate future operating cash inflows and obtain borrowings from banks or other financial institutions. As stated in Note 2.1, these facts or circumstances, along with other matters as set forth in Note 2.1, indicate that a material uncertainty exists which may cast significant doubt on the Group's ability to continue as a going concern. Our opinion is not modified in respect of this matter.

KEY AUDIT MATTERS

Key audit matters are those matters that, in our professional judgement, were of most significance in our audit of the consolidated financial statements of the current period. These matters were addressed in the context of our audit of the consolidated financial statements as a whole, and in forming our opinion thereon, and we do not provide a separate opinion on these matters. In addition to the matter described in the *Material uncertainty related to going concern* section, we have determined the matter described below to be the key audit matter to be communicated in our report.

Independent Auditor's Report

KEY AUDIT MATTERS (Cont'd)

Revenue recognition

Refer to Note 5 to the consolidated financial statements and the accounting policies on page 120.

The Key Audit Matter

How the matter was addressed in our audit

The Group is principally engaged in the coal mining and trading business, and the Group's revenue amounted to RMB5,580,702,000 for the year ended 31 December 2021.

The Group enters into sale agreements with customers and, in accordance with the terms of the agreements, revenue is recognised when the control of the coal has been transferred to the customers. Management evaluates the terms of individual agreements in order to determine the appropriate timing for revenue recognition.

We identified revenue recognition as a key audit matter because revenue is one of the key performance indicators of the Group and therefore there is an inherent risk of manipulation of the timing for recognition of revenue by management to meet specific targets or expectations.

Our audit procedures to assess the recognition of revenue included the following:

- obtaining an understanding of and evaluating the design, implementation and operating effectiveness of key internal controls over revenue recognition;
- inspecting sale agreements, on a sample basis, to understand the terms of delivery and assessing whether management recognised the related revenue in accordance with the Group's accounting policies, with reference to the requirements of the prevailing accounting standards;
- comparing, on a sample basis, revenue transactions recorded during the year with the underlying sale agreements, delivery documents, invoices and bank-in slips for settled balances and assessing whether the related revenue had been recognised in accordance with the Group's revenue recognition policies;
- obtaining confirmations, on a sample basis, from major customers of the Group based on sales transactions recognised during the year;
- comparing, on a sample basis, specific revenue transactions recorded before and after the financial year end date with the underlying sale and purchase agreements and delivery documents to determine whether the related revenue had been recognised in the appropriate financial period;
- comparing details of a sample of journals, which met certain risk-based criteria, with relevant underlying documentation;
- assessing whether the Group's disclosures in the consolidated financial statements in respect of revenue comply with the requirements of the prevailing accounting standards.

Independent Auditor's Report

INFORMATION OTHER THAN THE CONSOLIDATED FINANCIAL STATEMENTS AND AUDITOR'S REPORT THEREON

The directors are responsible for the other information. The other information comprises all the information included in the annual report, other than the consolidated financial statements and our auditor's report thereon.

Our opinion on the consolidated financial statements does not cover the other information and we do not express any form of assurance conclusion thereon.

In connection with our audit of the consolidated financial statements, our responsibility is to read the other information and, in doing so, consider whether the other information is materially inconsistent with the consolidated financial statements or our knowledge obtained in the audit or otherwise appears to be materially misstated.

If, based on the work we have performed, we conclude that there is a material misstatement of this other information, we are required to report that fact. We have nothing to report in this regard.

RESPONSIBILITIES OF THE DIRECTORS FOR THE CONSOLIDATED FINANCIAL STATEMENTS

The directors are responsible for the preparation of the consolidated financial statements that give a true and fair view in accordance with HKFRSs issued by the HKICPA and the disclosure requirements of the Hong Kong Companies Ordinance, and for such internal control as the directors determine is necessary to enable the preparation of consolidated financial statements that are free from material misstatement, whether due to fraud or error.

In preparing the consolidated financial statements, the directors are responsible for assessing the Group's ability to continue as a going concern, disclosing, as applicable, matters related to going concern and using the going concern basis of accounting unless the directors either intend to liquidate the Group or to cease operations, or have no realistic alternative but to do so.

The directors are assisted by the Audit Committee in discharging their responsibilities for overseeing the Group's financial reporting process.

AUDITOR'S RESPONSIBILITIES FOR THE AUDIT OF THE CONSOLIDATED FINANCIAL STATEMENTS

Our objectives are to obtain reasonable assurance about whether the consolidated financial statements as a whole are free from material misstatement, whether due to fraud or error, and to issue an auditor's report that includes our opinion. This report is made solely to you, as a body, and for no other purpose. We do not assume responsibility towards or accept liability to any other person for the contents of this report.

Reasonable assurance is a high level of assurance, but is not a guarantee that an audit conducted in accordance with HKSA's will always detect a material misstatement when it exists. Misstatements can arise from fraud or error and are considered material if, individually or in the aggregate, they could reasonably be expected to influence the economic decisions of users taken on the basis of these consolidated financial statements.

Independent Auditor's Report

AUDITOR'S RESPONSIBILITIES FOR THE AUDIT OF THE CONSOLIDATED FINANCIAL STATEMENTS (Cont'd)

As part of an audit in accordance with HKSAAs, we exercise professional judgement and maintain professional scepticism throughout the audit. We also:

- Identify and assess the risks of material misstatement of the consolidated financial statements, whether due to fraud or error, design and perform audit procedures responsive to those risks, and obtain audit evidence that is sufficient and appropriate to provide a basis for our opinion. The risk of not detecting a material misstatement resulting from fraud is higher than for one resulting from error, as fraud may involve collusion, forgery, intentional omissions, misrepresentations, or the override of internal control.
- Obtain an understanding of internal control relevant to the audit in order to design audit procedures that are appropriate in the circumstances, but not for the purpose of expressing an opinion on the effectiveness of the Group's internal control.
- Evaluate the appropriateness of accounting policies used and the reasonableness of accounting estimates and related disclosures made by the directors.
- Conclude on the appropriateness of the directors' use of the going concern basis of accounting and, based on the audit evidence obtained, whether a material uncertainty exists related to events or conditions that may cast significant doubt on the Group's ability to continue as a going concern. If we conclude that a material uncertainty exists, we are required to draw attention in our auditor's report to the related disclosures in the consolidated financial statements or, if such disclosures are inadequate, to modify our opinion. Our conclusions are based on the audit evidence obtained up to the date of our auditor's report. However, future events or conditions may cause the Group to cease to continue as a going concern.
- Evaluate the overall presentation, structure and content of the consolidated financial statements, including the disclosures, and whether the consolidated financial statements represent the underlying transactions and events in a manner that achieves fair presentation.
- Obtain sufficient appropriate audit evidence regarding the financial information of the entities or business activities within the Group to express an opinion on the consolidated financial statements. We are responsible for the direction, supervision and performance of the group audit. We remain solely responsible for our audit opinion.

We communicate with the Audit Committee regarding, among other matters, the planned scope and timing of the audit and significant audit findings, including any significant deficiencies in internal control that we identify during our audit.

We also provide the Audit Committee with a statement that we have complied with relevant ethical requirements regarding independence and to communicate with them all relationships and other matters that may reasonably be thought to bear on our independence and, where applicable, actions taken to eliminate threats or related safeguards applied.

Independent Auditor's Report

AUDITOR'S RESPONSIBILITIES FOR THE AUDIT OF THE CONSOLIDATED FINANCIAL STATEMENTS (Cont'd)

From the matters communicated with the Audit Committee, we determine those matters that were of most significance in the audit of the consolidated financial statements of the current period and are therefore the key audit matters. We describe these matters in our auditor's report unless law or regulation precludes public disclosure about the matter or when, in extremely rare circumstances, we determine that a matter should not be communicated in our report because the adverse consequences of doing so would reasonably be expected to outweigh the public interest benefits of such communication.

The engagement partner on the audit resulting in this independent auditor's report is Chu Man Wai.

KPMG

Certified Public Accountants
8th Floor, Prince's Building
10 Chater Road
Central, Hong Kong

28 April 2022

Consolidated Statement of Profit or Loss and Other Comprehensive Income

Year ended 31 December 2021

	Note	2021 RMB'000	2020 RMB'000
REVENUE	5	5,580,702	2,961,404
Cost of sales		(1,976,544)	(1,679,187)
Gross profit		3,604,158	1,282,217
Other incomes and losses, net	6	145,036	69,306
Losses on fair value changes of financial assets	20	(134,648)	—
Selling expenses		(8,441)	(8,049)
Administrative expenses		(190,910)	(125,383)
PROFIT FROM OPERATIONS		3,415,195	1,218,091
Share of profits of an associate		19,060	23,187
Finance costs	8	(11,959)	(13,122)
PROFIT BEFORE TAXATION	7	3,422,296	1,228,156
Income tax expense	11	(954,737)	(413,360)
PROFIT FOR THE YEAR		2,467,559	814,796
Other comprehensive income for the year that may be reclassified subsequently to profit or loss:			
Exchange differences on translation of financial statements of operations outside Mainland China		9,013	25,457
TOTAL COMPREHENSIVE INCOME FOR THE YEAR		2,476,572	840,253

The notes on pages 103 to 163 form part of these financial statements.

Consolidated Statement of Profit or Loss and Other Comprehensive Income

Year ended 31 December 2021

	Note	2021 RMB'000	2020 RMB'000
Profit for the year attributable to:			
Equity shareholders of the Company		2,468,626	814,796
Non-controlling interests		(1,067)	—
		2,467,559	814,796
Total comprehensive income for the year attributable to:			
Equity shareholders of the Company		2,477,639	840,253
Non-controlling interests		(1,067)	—
		2,476,572	840,253
Basic and diluted earnings per share attributable to equity shareholders of the Company (RMB cents)	13	29.28	9.67

The notes on pages 103 to 163 form part of these financial statements. Details of dividends payable to equity shareholders of the Company attributable to the profit for the year are set out in Note 12.

Consolidated Statement of Financial Position

31 December 2021

	Note	2021 RMB'000	2020 RMB'000
NON-CURRENT ASSETS			
Property, plant and equipment	15	1,247,473	1,219,320
Right-of-use assets	16	25,640	19,778
Intangible assets	17	537,815	568,634
Interest in an associate	18	84,346	86,154
Goodwill	39	8,027	—
Deferred tax assets	29	23,346	2,581
Other non-current assets	19	896,555	68,145
Total non-current assets		2,823,202	1,964,612
CURRENT ASSETS			
Financial assets at fair value through profit or loss	20	269,382	465,787
Inventories	21	63,442	73,027
Trade and other receivables	22	236,351	108,681
Pledged and restricted deposits	23	155,595	57,003
Cash at bank	23	2,387,239	877,745
Current portion of other non-current assets	19	107,000	125,795
Total current assets		3,219,009	1,708,038
CURRENT LIABILITIES			
Trade and other payables	24	329,560	263,953
Contract liabilities	25	118,557	139,224
Bank loans	26	275,695	210,410
Income tax payable	11(b)	667,460	241,063
Total current liabilities		1,391,272	854,650
NET CURRENT ASSETS		1,827,737	853,388
TOTAL ASSETS LESS CURRENT LIABILITIES		4,650,939	2,818,000

The notes on pages 103 to 163 form part of these financial statements.

Consolidated Statement of
Financial Position
31 December 2021

	Note	2021 RMB'000	2020 RMB'000
NON-CURRENT LIABILITIES			
Accrual for reclamation costs	30	5,438	4,899
Lease liabilities	27	2,268	—
Long-term payables	28	26,391	25,001
Deferred tax liabilities	29	44,800	28,380
Total non-current liabilities		78,897	58,280
Net assets		4,572,042	2,759,720
EQUITY			
Share capital	31	54,293	54,293
Reserves	33	4,521,535	2,705,427
Total equity attributable to equity shareholders of the Company		4,575,828	2,759,720
Non-controlling interests		(3,786)	—
Total equity		4,572,042	2,759,720

Approved and authorised for issue by the board of directors on 28 April 2022.

Zhang Li
Chairman and Executive Director

Zhang Lin
Non-executive director

The notes on pages 103 to 163 form part of these financial statements.

Consolidated Statement of Changes in Equity

Year ended 31 December 2021

	Attributable to equity shareholders of the Company								Non-controlling interests	Total equity
	Share capital	Share premium	Other reserves	Statutory reserves	Exchange reserve	Retained profits	Total			
	RMB'000 (Note 31)	RMB'000 (Note 32)	RMB'000 (Note 33(i))	RMB'000 (Note 33(ii))	RMB'000 (Note 33(iii))	RMB'000	RMB'000	RMB'000		
At 1 January 2021	54,293	483,907	141,831	812,474	2,254	1,264,961	2,759,720	–	2,759,720	
Profit for the year	–	–	–	–	–	2,468,626	2,468,626	(1,067)	2,467,559	
Other comprehensive income	–	–	–	–	9,013	–	9,013	–	9,013	
Total comprehensive income for the year	–	–	–	–	9,013	2,468,626	2,477,639	(1,067)	2,476,572	
Dividend paid	12	–	–	–	–	(661,531)	(661,531)	–	(661,531)	
Transfer to statutory reserves	–	–	–	318,950	–	(318,950)	–	–	–	
Appropriation of maintenance and production funds	–	–	–	247,547	–	(247,547)	–	–	–	
Utilisation of maintenance and production funds	–	–	–	(44,218)	–	44,218	–	–	–	
Business combination	39	–	–	–	–	–	–	(2,719)	(2,719)	
At 31 December 2021	54,293	483,907	141,831	1,334,753	11,267	2,549,777	4,575,828	(3,786)	4,572,042	

	Share capital	Share premium	Other reserves	Statutory reserves	Exchange reserve	Retained profits	Total equity
	RMB'000 (Note 31)	RMB'000 (Note 32)	RMB'000 (Note 33(i))	RMB'000 (Note 33(ii))	RMB'000 (Note 33(iii))	RMB'000	RMB'000
At 1 January 2020	54,293	483,907	141,831	561,699	(23,203)	1,040,336	2,258,863
Profit for the year	–	–	–	–	–	814,796	814,796
Other comprehensive income	–	–	–	–	25,457	–	25,457
Total comprehensive income for the year	–	–	–	–	25,457	814,796	840,253
Dividend paid	–	–	–	–	–	(339,396)	(339,396)
Transfer to statutory reserves	–	–	–	71,801	–	(71,801)	–
Appropriation of maintenance and production funds	–	–	–	208,736	–	(208,736)	–
Utilisation of maintenance and production funds	–	–	–	(29,762)	–	29,762	–
At 31 December 2020	54,293	483,907	141,831	812,474	2,254	1,264,961	2,759,720

The notes on pages 103 to 163 form part of these financial statements.

Consolidated Statement of Cash Flows

Year ended 31 December 2021

	Note	2021 RMB'000	2020 RMB'000
CASH FLOWS FROM OPERATING ACTIVITIES			
Profit before taxation		3,422,296	1,228,156
Adjustments for:			
Depreciation	7	91,690	89,274
Amortisation of intangible assets and right-of-use assets	7	31,392	26,426
Interest expenses	8	11,959	13,122
Interest income	6	(33,500)	(37,231)
Net gain on redemption of financial assets at fair value through profit or loss	6	(573)	—
Share of profits of an associate		(19,060)	(23,187)
Losses on fair value changes of financial assets		134,648	—
(Gains)/losses on disposal of property, plant and equipment	6	(312)	3,911
Decrease in inventories		18,428	10,193
(Increase)/decrease in trade and other receivables		(120,408)	25,728
Increase in trade and other payables and contract liabilities		85,401	82,375
Increase in restricted deposits		(59,102)	—
Cash generated from operations		3,562,859	1,418,767
Income tax paid		(532,686)	(222,797)
Net cash flows generated from operating activities		3,030,173	1,195,970

The notes on pages 103 to 163 form part of these financial statements.

Consolidated Statement of Cash Flows

Year ended 31 December 2021

	Note	2021 RMB'000	2020 RMB'000
CASH FLOWS FROM INVESTING ACTIVITIES			
Dividends received from an associate		20,868	20,869
Interest received		42,442	33,426
Proceeds from disposal of items of property, plant and equipment		34	519
Payments for property, plant and equipment and other non-current assets		(180,746)	(85,832)
Loan granted to a related party		—	(57,000)
Loan granted to a third party		—	(10,000)
Receipt of the repayment of loan granted to a third party		74,000	23,000
Purchase of financial assets at fair value through profit or loss		—	(465,787)
Redemption of financial assets at fair value through profit or loss		62,330	—
Prepayment for the proposed acquisitions		(885,700)	—
Increase in time deposits		(1,481,700)	—
Decrease in time deposits		1,481,700	—
Refundable security deposits paid in relation to potential mining projects targets	34(b)	(4,121,000)	—
Refund of security deposits in relation to potential mining projects targets	34(b)	4,121,000	—
Acquisition of a subsidiary, net of cash acquired	39	(7,025)	—
Net cash flows used in investing activities		(873,797)	(540,805)
CASH FLOWS FROM FINANCING ACTIVITIES			
New bank loans		278,065	228,360
Repayment of bank loans		(207,398)	(364,356)
Dividend paid		(661,531)	(339,396)
Interest paid		(8,952)	(9,788)
Decrease in pledged deposits		57,003	267,073
Increase in pledged deposits		(98,202)	(57,090)
Net cash flows used in financing activities		(641,015)	(275,197)
NET INCREASE IN CASH AND CASH EQUIVALENTS			
Cash and cash equivalents at 1 January		877,745	497,192
Effect of foreign exchange rate changes		(5,867)	585
CASH AND CASH EQUIVALENTS AT THE END OF YEAR	23	2,387,239	877,745

The notes on pages 103 to 163 form part of these financial statements.

Notes to the Consolidated Financial Statements

31 December 2021

1 CORPORATE AND GROUP INFORMATION

The Company was incorporated as an exempted company with limited liability in the Cayman Islands on 27 July 2010 under the Companies Law, Chapter 22 (Law 3 of 1961, as consolidated and revised). The Company's registered office address is Windward 3, Regatta Office Park, P.O. Box 1350, Grand Cayman KY1-1108 Cayman Islands. The Company and its subsidiaries (collectively referred to as the "**Group**") are mainly engaged in the extraction and sale of coal products. There has been no significant change in the Group's principal activities during the year.

In the opinion of the directors, the holding company and the ultimate holding company of the Company is King Lok Holdings Limited, which was incorporated in the British Virgin Islands with limited liability.

2.1 BASIS OF PREPARATION

These financial statements have been prepared in accordance with Hong Kong Financial Reporting Standards ("**HKFRSs**") (which include all applicable individual Hong Kong Financial Reporting Standards, Hong Kong Accounting Standards ("**HKASs**") and Interpretations) issued by the Hong Kong Institute of Certified Public Accountants ("**HKICPA**"), accounting principles generally accepted in Hong Kong and the disclosure requirements of the Hong Kong Companies Ordinance. They have been prepared under the historical cost convention except for the assets and liabilities are stated at their fair value as explained in the accounting policies set out in Note 2.4. These financial statements also comply with the applicable disclosure provisions of the Rules Governing the Listing of Securities on The Stock Exchange of Hong Kong Limited ("**Listing Rules**"). These financial statements are presented in RMB and all values are rounded to the nearest thousand except when otherwise indicated.

The HKICPA has issued certain amendments to HKFRSs that are first effective or available for early adoption for the current accounting period of the Group. Note 2.2 provides information on any changes in accounting policies resulting from initial application of these developments to the extent that they are relevant to the Group for the current and prior accounting periods reflected in these financial statements.

The preparation of financial statements in conformity with HKFRSs requires management to make judgements, estimates and assumptions that affect the application of policies and reported amounts of assets, liabilities, income and expenses. The estimates and associated assumptions are based on historical experience and various other factors that are believed to be reasonable under the circumstances, the results of which form the basis of making the judgements about carrying values of assets and liabilities that are not readily apparent from other sources. Actual results may differ from these estimates.

The estimates and underlying assumptions are reviewed on an ongoing basis. Revisions to accounting estimates are recognised in the period in which the estimate is revised if the revision affects only that period, or in the period of the revision and future periods if the revision affects both current and future periods.

Judgements made by management in the application of HKFRSs that have significant effect on the financial statements and major sources of estimation uncertainty are discussed in Note 3.

Notes to the Consolidated Financial Statements

31 December 2021

2.1 BASIS OF PREPARATION (Cont'd)

As at 31 December 2021, the Group has undertaken two proposed acquisitions as disclosed in Note 19 and Note 36(b)(ii) which constituted major transactions under Listing Rules with estimated total consideration of approximately RMB2 billion. Subsequent to the completion of these proposed acquisitions, the Group expects to incur capital expenditures of at least RMB3 billion in total to develop relevant mining projects before their commercial operation. In addition, the Group has also been contemplating to expand existing business through actively seeking potential mining project targets or diversifying its business by stepping into new business other than mining. The Group needs to seek financing from banks or other financial institutions in order to fund the proposed acquisitions and future capital expenditure.

The Group's ability to fund the above-mentioned acquisitions and capital expenditures heavily relies on its future operating cash inflows and its ability to finance through bank loans which may be affected by the government macro-control policy. The scale of the expected capital expenditure and possible mismatch of future cash flow projections indicate the existence of a material uncertainty which may cast significant doubt on the Group's ability to continue as a going concern.

The directors assessed the Group's ability to continue as a going concern, taking into account (i) the Group's current cash at bank balances; (ii) the expecting operating cash flows of the Group for at least the next twelve months from the end of the current reporting period; and (iii) the Group's capital expenditure forecast for at least the next twelve months from the end of the current reporting period, with the potential gap to be satisfied by external borrowings. The directors are of the opinion that the Group will carefully monitor its liquidity position and assuming that the Group is able to obtain borrowings from bank or other financial institutions when needed to meet its liabilities as and when they fall due for at least the next twelve months, it is appropriate to prepare the consolidated financial statements on a going concern basis. The consolidated financial statements do not include any adjustments that might be necessary should the Group be unable to continue as a going concern.

Basis of consolidation

The consolidated financial statements include the financial statements of the Group and the Group's interest in an associate for the year ended 31 December 2021. A subsidiary is an entity, directly or indirectly, controlled by the Company. Control is achieved when the Group is exposed, or has rights, to variable returns from its involvement with the investee and has the ability to affect those returns through its power over the investee (i.e., existing rights that give the Group the current ability to direct the relevant activities of the investee).

When the Company has, directly or indirectly, less than a majority of the voting or similar rights of an investee, the Group considers all relevant facts and circumstances in assessing whether it has power over an investee, including:

- (a) the contractual arrangement with the other vote holders of the investee;
- (b) rights arising from other contractual arrangements; and
- (c) the Group's voting rights and potential voting rights.

Notes to the Consolidated Financial Statements

31 December 2021

2.1 BASIS OF PREPARATION (Cont'd)

Basis of consolidation (Cont'd)

The financial statements of the subsidiaries are prepared for the same reporting period as the Company, using consistent accounting policies. The results of subsidiaries are consolidated from the date on which the Group obtains control, and continue to be consolidated until the date that such control ceases.

Profit or loss and each component of other comprehensive income are attributed to the owners of the parent of the Group. All intra-group assets and liabilities, equity, income, expenses and cash flows relating to transactions between members of the Group are eliminated in full on consolidation.

Non-controlling interests represent the equity in a subsidiary not attributable directly or indirectly to the Company, and in respect of which the Group has not agreed any additional terms with the holders of those interests which would result in the Group as a whole having a contractual obligation in respect of those interests that meets the definition of a financial liability. For each business combination, the Group can elect to measure any non-controlling interests either at fair value or at the non-controlling interests' proportionate share of the subsidiary's net identifiable assets.

Non-controlling interests are presented in the consolidated statement of financial position within equity, separately from equity attributable to the equity shareholders of the Company. Non-controlling interests in the results of the Group are presented on the face of the consolidated statement of profit or loss and other comprehensive income as an allocation of the total comprehensive income for the year between non-controlling interests and the equity shareholders of the Company. Loans from holders of non-controlling interests and other contractual obligations towards these holders are presented as financial liabilities in the consolidated statement of financial position in accordance with Note 2.4 Trade and other payables and Interest-bearing borrowings.

The Group reassesses whether or not it controls an investee if facts and circumstances indicate that there are changes to one or more of the three elements of control described above. A change in the ownership interest of a subsidiary, without a loss of control, is accounted for as an equity transaction, whereby adjustments are made to the amounts of controlling and non-controlling interests within consolidated equity to reflect the change in relative interests, but no adjustments are made to goodwill and no gain or loss is recognised.

If the Group loses control over a subsidiary, it derecognises (i) the assets (including goodwill) and liabilities of the subsidiary, (ii) the carrying amount of any non-controlling interest and (iii) the cumulative translation differences recorded in equity; and recognises (i) the fair value of the consideration received, (ii) the fair value of any investment retained and (iii) any resulting surplus or deficit in profit or loss. The Group's share of components previously recognised in other comprehensive income is reclassified to profit or loss or retained profits, as appropriate, on the same basis as would be required if the Group had directly disposed of the related assets or liabilities.

In the Company's statement of financial position, an investment in a subsidiary is stated at cost less impairment losses, unless the investment is classified as held for sale (or included in a disposal group that is classified as held for sale).

Notes to the Consolidated Financial Statements

31 December 2021

2.2 CHANGES IN ACCOUNTING POLICIES AND DISCLOSURES

The Group has applied the following amendments to HKFRSs issued by the HKICPA to these financial statements for the current accounting period:

- Amendments to HKFRS 9, HKAS 39, HKFRS 7, HKFRS 4 and HKFRS 16, *Interest rate benchmark reform – phase 2*

The amendments provide targeted reliefs from (i) accounting for changes in the basis for determining contractual cash flows of financial assets, financial liabilities and lease liabilities as modifications, and (ii) discontinuing hedge accounting when an interest rate benchmark is replaced by an alternative benchmark rate as a result of the reform of interbank offered rates (“**IBOR reform**”).

- Amendment to HKFRS 16, *Covid-19-related rent concessions beyond 30 June 2021*

The Group previously applied the practical expedient in HKFRS 16 such that as lessee it was not required to assess whether rent concessions occurring as a direct consequence of the COVID-19 pandemic were lease modifications, if the eligibility conditions are met. One of these conditions requires the reduction in lease payments affect only payments originally due on or before a specified time limit. The 2021 amendment extends this time limit from 30 June 2021 to 30 June 2022.

None of the amendments to HKFRSs have had material effect on how the Group’s results and financial position for the current or prior periods have been prepared or presented. The Group has not applied any new standards or interpretation that is not effective for the current accounting period except for the amendment to HKFRS 16, *Covid-19-Related Rent Concessions beyond 30 June 2021*.

2.3 ISSUED BUT NOT YET EFFECTIVE HONG KONG FINANCIAL REPORTING STANDARDS

Up to the date of issue of these financial statements, the HKICPA has issued a number of amendments and a new standard, HKFRS 17, Insurance contracts, which are not yet effective for the year ended 31 December 2021 and which have not been adopted in these financial statements. These developments include the following which may be relevant to the Group.

	Effective for accounting periods beginning on or after
Amendments to HKFRS 3, <i>Reference to the conceptual framework</i>	1 January 2022
Amendments to HKAS 16, <i>Property, Plant and Equipment: Proceeds before Intended Use</i>	1 January 2022
Amendments to HKAS 37, <i>Onerous contracts – cost of fulfilling a contract</i>	1 January 2022
Annual improvements to <i>HKFRSs 2018–2020 cycle</i>	1 January 2022
Amendments to HKAS 1, <i>Classification of liabilities as current or non-current</i>	1 January 2023
Amendments to HKAS 1 and HKFRS Practice Statement 2, <i>Disclosure of accounting policies</i>	1 January 2023
Amendments to HKAS 8, <i>Definition of accounting estimates</i>	1 January 2023
Amendments to HKAS 12, <i>Deferred tax related to assets and liabilities arising from a single transaction</i>	1 January 2023

Notes to the Consolidated Financial Statements

31 December 2021

2.3 ISSUED BUT NOT YET EFFECTIVE HONG KONG FINANCIAL REPORTING STANDARDS (Cont'd)

The Group is in the process of making an assessment of what the impact of these developments is expected to be in the period of initial application. So far it has concluded that the adoption of them is unlikely to have a significant impact on the consolidated financial statements.

2.4 SUMMARY OF SIGNIFICANT ACCOUNTING POLICIES

Investments in associates

An associate is an entity in which the Group or the Company has significant influence, but not control or joint control, over its management, including participation in the financial and operating policy decisions.

An investment in an associate is accounted for in the consolidated financial statements under the equity method, unless it is classified as held for sale (or included in a disposal group that is classified as held for sale). Under the equity method, the investment is initially recorded at cost, adjusted for any excess of the Group's share of the acquisition-date fair values of the investee's identifiable net assets over the cost of the investment (if any). The cost of the investment includes purchase price, other costs directly attributable to the acquisition of the investment, and any direct investment into the associate that forms part of the Group's equity investment. Thereafter, the investment is adjusted for the post acquisition change in the Group's share of the investee's net assets and any impairment loss relating to the investment. At each reporting date, the Group assesses whether there is any objective evidence that the investment is impaired. Any acquisition-date excess over cost, the Group's share of the post-acquisition, post-tax results of the investees and any impairment losses for the year are recognised in the consolidated statement of profit or loss, whereas the Group's share of the post-acquisition post-tax items of the investees' other comprehensive income is recognised in the consolidated statement of profit or loss and other comprehensive income.

When the Group's share of losses exceeds its interest in the associate, the Group's interest is reduced to nil and recognition of further losses is discontinued except to the extent that the Group has incurred legal or constructive obligations or made payments on behalf of the investee. For this purpose, the Group's interest is the carrying amount of the investment under the equity method, together with any other long-term interests that in substance form part of the Group's net investment in the associate (after applying the ECL model to such other long-term interests where applicable).

Unrealised profits and losses resulting from transactions between the Group and its associates are eliminated to the extent of the Group's interest in the investee, except where unrealised losses provide evidence of an impairment of the asset transferred, in which case they are recognised immediately in profit or loss.

In all other cases, when the Group ceases to have significant influence over an associate, it is accounted for as a disposal of the entire interest in that investee, with a resulting gain or loss being recognised in profit or loss. Any interest retained in that former investee at the date when significant influence is lost is recognised at fair value and this amount is regarded as the fair value on initial recognition of a financial asset.

In the Company's consolidated statement of financial position, investments in associates are stated at cost less impairment losses, unless classified as held for sale (or included in a disposal group that is classified as held for sale).

Notes to the Consolidated Financial Statements

31 December 2021

2.4 SUMMARY OF SIGNIFICANT ACCOUNTING POLICIES (Cont'd)

Goodwill

Goodwill represents the excess of

- (i) the aggregate of the fair value of the consideration transferred, the amount of any non-controlling interest in the acquiree and the fair value of the Group's previously held equity interest in the acquiree; over
- (ii) the net fair value of the acquiree's identifiable assets and liabilities measured as at the acquisition date.

When (ii) is greater than (i), then this excess is recognised immediately in profit or loss as a gain on a bargain purchase.

Goodwill is stated at cost less accumulated impairment losses. Goodwill arising on a business combination is allocated to each cash-generating unit, or groups of cash generating units, that is expected to benefit from the synergies of the combination and is tested annually for impairment (see Note 2.4 Impairment of non-financial assets).

On disposal of a cash generating unit during the year, any attributable amount of purchased goodwill is included in the calculation of the profit or loss on disposal.

Fair value measurement

Fair value is the price that would be received to sell an asset or paid to transfer a liability in an orderly transaction between market participants at the measurement date. The fair value measurement is based on the presumption that the transaction to sell the asset or transfer the liability takes place either in the principal market for the asset or liability, or in the absence of a principal market, in the most advantageous market for the asset or liability. The principal or the most advantageous market must be accessible by the Group. The fair value of an asset or a liability is measured using the assumptions that market participants would use when pricing the asset or liability, assuming that market participants act in their economic best interest.

A fair value measurement of a non-financial asset takes into account a market participant's ability to generate economic benefits by using the asset in its highest and best use or by selling it to another market participant that would use the asset in its highest and best use.

The Group uses valuation techniques that are appropriate in the circumstances and for which sufficient data are available to measure fair value, maximising the use of relevant observable inputs and minimising the use of unobservable inputs.

Notes to the Consolidated Financial Statements

31 December 2021

2.4 SUMMARY OF SIGNIFICANT ACCOUNTING POLICIES (Cont'd)

Fair value measurement (Cont'd)

All assets and liabilities for which fair value is measured or disclosed in the financial statements are categorised within the fair value hierarchy, described as follows, based on the lowest level input that is significant to the fair value measurement as a whole:

- Level 1 — based on quoted prices (unadjusted) in active markets for identical assets or liabilities
- Level 2 — based on valuation techniques for which the lowest level input that is significant to the fair value measurement is observable, either directly or indirectly
- Level 3 — based on valuation techniques for which the lowest level input that is significant to the fair value measurement is unobservable

For assets and liabilities that are recognised in the financial statements on a recurring basis, the Group determines whether transfers have occurred between levels in the hierarchy by reassessing categorisation (based on the lowest level input that is significant to the fair value measurement as a whole) at the end of each reporting period.

Impairment of non-financial assets

Where an indication of impairment exists, or when annual impairment testing for an asset is required (other than inventories and financial assets), the asset's recoverable amount is estimated. An asset's recoverable amount is the higher of the asset's or cash-generating unit's value in use and its fair value less costs of disposal, and is determined for an individual asset, unless the asset does not generate cash inflows that are largely independent of those from other assets or groups of assets, in which case the recoverable amount is determined for the cash-generating unit to which the asset belongs. A portion of the carrying amount of a corporate asset (for example, head office building) is allocated to an individual cash-generating unit if the allocation can be done on a reasonable and consistent basis, or to the smallest group of cash-generating units if otherwise.

An impairment loss is recognised only if the carrying amount of an asset exceeds its recoverable amount. In assessing value in use, the estimated future cash flows are discounted to their present value using a pre-tax discount rate that reflects current market assessments of the time value of money and the risks specific to the asset. An impairment loss is charged to the consolidated statement of profit or loss and other comprehensive income in the period in which it arises in those expense categories consistent with the function of the impaired asset.

An assessment is made at the end of each reporting period as to whether there is an indication that previously recognised impairment losses may no longer exist or may have decreased. If such an indication exists, the recoverable amount is estimated. A previously recognised impairment loss of an asset other than Goodwill is reversed only if there has been a change in the estimates used to determine the recoverable amount of that asset, but not to an amount higher than the carrying amount that would have been determined (net of any depreciation/amortisation) had no impairment loss been recognised for the asset in prior years. A reversal of such an impairment loss is credited to the consolidated statement of profit or loss and other comprehensive income in the period in which it arises.

Notes to the Consolidated Financial Statements

31 December 2021

2.4 SUMMARY OF SIGNIFICANT ACCOUNTING POLICIES (Cont'd)

Related parties

A party is considered to be related to the Group if:

- (a) the party is a person or a close member of that person's family and that person
 - (i) has control or joint control over the Group;
 - (ii) has significant influence over the Group; or
 - (iii) is a member of the key management personnel of the Group or of a parent of the Group; or
- (b) the party is an entity where any of the following conditions applies:
 - (i) the entity and the Group are members of the same group;
 - (ii) one entity is an associate or joint venture of the other entity (or of a parent, subsidiary or fellow subsidiary of the other entity);
 - (iii) the entity and the Group are joint ventures of the same third party;
 - (iv) one entity is a joint venture of a third entity and the other entity is an associate of the third entity;
 - (v) the entity is a post-employment benefit plan for the benefit of employees of either the Group or an entity related to the Group;
 - (vi) the entity is controlled or jointly controlled by a person identified in (a);
 - (vii) a person identified in (a)(i) has significant influence over the entity or is a member of the key management personnel of the entity (or of a parent of the entity); and
 - (viii) the entity, or any member of a group of which it is a part, provides key management personnel services to the Group or to the parent of the Group.

Close members of the family of a person are those family members who may be expected to influence, or be influenced by, that person in their dealings with the entity.

Notes to the Consolidated Financial Statements

31 December 2021

2.4 SUMMARY OF SIGNIFICANT ACCOUNTING POLICIES (Cont'd)

Property, plant and equipment and depreciation

Property, plant and equipment, other than construction in progress, are stated at cost less accumulated depreciation and any impairment losses. When an item of property, plant and equipment is classified as held for sale or when it is part of a disposal group classified as held for sale, it is not depreciated and is accounted for in accordance with HKFRS 5. The cost of an item of property, plant and equipment comprises its purchase price and any directly attributable costs of bringing the asset to its working condition and location for its intended use.

Expenditure incurred after items of property, plant and equipment have been put into operation, such as repairs and maintenance, is normally charged to the consolidated statement of profit or loss in the period in which it is incurred. In situations where the recognition criteria are satisfied, the expenditure for a major inspection is capitalised in the carrying amount of the asset as a replacement. Where significant parts of property, plant and equipment are required to be replaced at intervals, the Group recognises such parts as individual assets with specific useful lives and depreciates them accordingly.

Depreciation is calculated on the straight-line basis to write off the cost of each item of property, plant and equipment other than mining structures to its residual value over its estimated useful life as follows:

	Depreciable life
Buildings	30–40 years
Machinery and equipment	5–15 years
Motor vehicles	5–10 years
Office equipment	5–6 years

Mining structures are depreciated on the units-of-production method based on proved and probable coal reserves.

Where part of an item of property, plant and equipment have different useful lives, the cost of that item is allocated on a reasonable basis among the parts and each part is depreciated separately. Residual values, useful lives and the depreciation method are reviewed, and adjusted if appropriate, at least at each financial year end.

An item of property, plant and equipment including any significant part initially recognised is derecognised upon disposal or when no future economic benefits are expected from its use or disposal. Any gain or loss on disposal or retirement recognised in the consolidated statement of profit or loss in the year the asset is derecognised is the difference between the net sales proceeds and the carrying amount of the relevant asset.

Construction in progress represents buildings, machinery and equipment, and mining structures under construction, which is stated at cost less any impairment losses, and is not depreciated. Cost comprises the direct costs of construction and capitalised borrowing costs on related borrowed funds during the period of construction. Construction in progress is reclassified to the appropriate category of property, plant and equipment when completed and ready for use.

Notes to the Consolidated Financial Statements

31 December 2021

2.4 SUMMARY OF SIGNIFICANT ACCOUNTING POLICIES (Cont'd)

Intangible assets

Intangible assets acquired separately are measured on initial recognition at cost. The cost of intangible assets acquired in a business combination is the fair value at the date of acquisition. The useful lives of intangible assets are assessed to be either finite or indefinite. Intangible assets with finite lives are subsequently amortised over the useful economic life and assessed for impairment whenever there is an indication that the intangible asset may be impaired. The amortisation period and the amortisation method for an intangible asset with a finite useful life are reviewed at least at end of each financial year end.

Intangible assets with indefinite useful lives are tested for impairment annually either individually or at the cash-generating unit level. Such intangible assets are not amortised. The useful life of an intangible asset with an indefinite life is reviewed annually to determine whether the indefinite life assessment continues to be supportable. If not, the change in the useful life assessment from indefinite to finite is accounted for on a prospective basis.

Mining rights are stated at cost less accumulated amortisation and impairment losses. The mining rights are amortised using the units-of-production method based on the proved and probable coal reserves. The Group's mining rights are of sufficient duration (or convey a legal right to renew for sufficient duration) to enable all reserves to be mined in accordance with current production schedules.

Leased assets

At inception of a contract, the Group assesses whether the contract is, or contains, a lease. A contract is, or contains, a lease if the contract conveys the right to control the use of an identified asset for a period of time in exchange for consideration. Control is conveyed where the customer has both the right to direct the use of the identified asset and to obtain substantially all of the economic benefits from that use.

Where the contract contains lease component(s) and non-lease component(s), the Group has elected not to separate non-lease components and accounts for each lease component and any associated non-lease components as a single lease component for all leases.

At the lease commencement date, the Group recognises a right-of-use asset and a lease liability, except for short-term leases that have a lease term of 12 months or less and leases of low-value assets. When the Group enters into a lease in respect of a low-value asset, the Group decides whether to capitalise the lease on a lease-by-lease basis. The lease payments associated with those leases which are not capitalised are recognised as an expense on a systematic basis over the lease term.

Where the lease is capitalised, the lease liability is initially recognised at the present value of the lease payments payable over the lease term, discounted using the interest rate implicit in the lease or, if that rate cannot be readily determined, using a relevant incremental borrowing rate. After initial recognition, the lease liability is measured at amortised cost and interest expense is calculated using the effective interest method. Variable lease payments that do not depend on an index or rate are not included in the measurement of the lease liability and hence are charged to profit or loss in the accounting period in which they are incurred.

Notes to the Consolidated Financial Statements

31 December 2021

2.4 SUMMARY OF SIGNIFICANT ACCOUNTING POLICIES (Cont'd)

Leased assets (Cont'd)

The right-of-use asset recognised when a lease is capitalised is initially measured at cost, which comprises the initial amount of the lease liability plus any lease payments made at or before the commencement date, and any initial direct costs incurred. Where applicable, the cost of the right-of-use assets also includes an estimate of costs to dismantle and remove the underlying asset or to restore the underlying asset or the site on which it is located, discounted to their present value, less any lease incentives received. The right-of-use asset is subsequently stated at cost less accumulated depreciation and impairment losses.

The lease liability is remeasured when there is a change in future lease payments arising from a change in an index or rate, or there is a change in the Group's estimate of the amount expected to be payable under a residual value guarantee, or there is a change arising from the reassessment of whether the Group will be reasonably certain to exercise a purchase, extension or termination option. When the lease liability is remeasured in this way, a corresponding adjustment is made to the carrying amount of the right-of-use asset, or is recorded in profit or loss if the carrying amount of the right-of-use asset has been reduced to zero.

The Group presents right-of-use assets and lease liabilities separately in the statement of financial position.

Credit losses

The Group recognises a loss allowance for expected credit losses (ECLs) on the following items:

- financial assets measured at amortised cost (including cash and cash equivalents, trade receivables and other receivables, which are held for the collection of contractual cash flows which represent solely payments of principal and interest);
- contract assets as defined in HKFRS 15.

Measurement of ECLs

ECLs are a probability-weighted estimate of credit losses. Credit losses are measured as the present value of all expected cash shortfalls (i.e. the difference between the cash flows due to the Group in accordance with the contract and the cash flows that the Group expects to receive).

The expected cash shortfalls are discounted using the following discount rates where the effect of discounting is material:

- fixed-rate financial assets, trade and other receivables and contract assets: effective interest rate determined at initial recognition or an approximation thereof;
- variable-rate financial assets: current effective interest rate.

In measuring ECLs, the Group takes into account reasonable and supportable information that is available without undue cost or effort. This includes information about past events, current conditions and forecasts of future economic conditions.

Notes to the Consolidated Financial Statements

31 December 2021

2.4 SUMMARY OF SIGNIFICANT ACCOUNTING POLICIES (Cont'd)

Credit losses (Cont'd)

Measurement of ECLs (Cont'd)

ECLs are measured on either of the following bases:

- 12-month ECLs: these are losses that are expected to result from possible default events within the 12 months after the reporting date; and
- lifetime ECLs: these are losses that are expected to result from all possible default events over the expected lives of the items to which the ECL model applies.

Loss allowances for trade receivables always measured at an amount equal to lifetime ECLs. ECLs on these financial assets are estimated using a provision matrix based on the Group's historical credit loss experience, adjusted for factors that are specific to the debtors and an assessment of both the current and forecast general economic conditions at the reporting date.

For all other financial instruments, the Group recognises a loss allowance equal to 12-month ECLs unless there has been a significant increase in credit risk of the financial instrument since initial recognition, in which case the loss allowance is measured at an amount equal to lifetime ECLs.

Significant increases in credit risk

In assessing whether the credit risk of a financial instrument has increased significantly since initial recognition, the Group compares the risk of default occurring on the financial instrument assessed at the reporting date with that assessed at the date of initial recognition. In making this reassessment, the Group considers that a default event occurs when (i) the borrower is unlikely to pay its credit obligations to the Group in full, without recourse by the Group to actions such as realising security (if any is held); or (ii) the financial asset is 90 days past due. The Group considers both quantitative and qualitative information that is reasonable and supportable, including historical experience and forward-looking information that is available without undue cost or effort.

In particular, the following information is taken into account when assessing whether credit risk has increased significantly since initial recognition:

- failure to make payments of principal or interest on their contractually due dates;
- an actual or expected significant deterioration in a financial instrument's external or internal credit rating (if available);
- an actual or expected significant deterioration in the operating results of the debtor; and
- existing or forecast changes in the technological, market, economic or legal environment that have a significant adverse effect on the debtor's ability to meet its obligation to the Group.

Notes to the Consolidated Financial Statements

31 December 2021

2.4 SUMMARY OF SIGNIFICANT ACCOUNTING POLICIES (Cont'd)

Credit losses (Cont'd)

Significant increases in credit risk (Cont'd)

Depending on the nature of the financial instruments, the assessment of a significant increase in credit risk is performed on either an individual basis or a collective basis. When the assessment is performed on a collective basis, the financial instruments are grouped based on shared credit risk characteristics, such as past due status and credit risk ratings.

ECLs are remeasured at each reporting date to reflect changes in the financial instrument's credit risk since initial recognition. Any change in the ECL amount is recognised as an impairment gain or loss in profit or loss. The Group recognises an impairment gain or loss for all financial instruments with a corresponding adjustment to their carrying amount through a loss allowance account, except for investments in debt securities that are measured at FVOCI (recycling), for which the loss allowance is recognised in other comprehensive income and accumulated in the fair value reserve (recycling).

Basis of calculation of interest income

Interest income recognised is calculated based on the gross carrying amount of the financial asset unless the financial asset is credit-impaired, in which case interest income is calculated based on the amortised cost (i.e. the gross carrying amount less loss allowance) of the financial asset.

At each reporting date, the Group assesses whether a financial asset is credit-impaired. A financial asset is credit-impaired when one or more events that have a detrimental impact on the estimated future cash flows of the financial asset have occurred.

Evidence that a financial asset is credit-impaired includes the following observable events:

- significant financial difficulties of the debtor;
- a breach of contract, such as a default or past due event;
- it becoming probable that the borrower will enter into bankruptcy or other financial reorganisation;
- significant changes in the technological, market, economic or legal environment that have an adverse effect on the debtor; or
- the disappearance of an active market for a security because of financial difficulties of the issuer.

Write-off policy

The gross carrying amount of a financial asset is written off (either partially or in full) to the extent that there is no realistic prospect of recovery. This is generally the case when the Group determines that the debtor does not have assets or sources of income that could generate sufficient cash flows to repay the amounts subject to the write off.

Subsequent recoveries of an asset that was previously written off are recognised as a reversal of impairment in profit or loss in the period in which the recovery occurs.

Notes to the Consolidated Financial Statements

31 December 2021

2.4 SUMMARY OF SIGNIFICANT ACCOUNTING POLICIES (Cont'd)

Inventories

Inventories are stated at the lower of cost and net realisable value. Cost is determined on the weighted average cost basis and, in the case of work in progress and finished goods, comprises direct materials, direct labour and an appropriate proportion of overheads. Net realisable value is based on estimated selling prices less any estimated costs to be incurred to completion and disposal.

Cash and cash equivalents

For the purpose of the consolidated statement of cash flows, cash and cash equivalents comprise cash on hand and demand deposits, and short-term highly liquid investments that are readily convertible into known amounts of cash, are subject to an insignificant risk of changes in value, and have a short maturity of generally within three months when acquired, less bank overdrafts which are repayable on demand and form an integral part of the Group's cash management.

For the purpose of the consolidated statement of financial position, cash and cash equivalents comprise cash on hand and at banks, including term deposits, and assets similar in nature to cash, which are not restricted as to use.

Provisions

A provision is recognised when a present obligation (legal or constructive) has arisen as a result of a past event and it is probable that a future outflow of resources will be required to settle the obligation, provided that a reliable estimate can be made of the amount of the obligation.

When the effect of discounting is material, the amount recognised for a provision is the present value at the end of the reporting period of the future expenditures expected to be required to settle the obligation. The increase in the discounted present value amount arising from the passage of time is included in finance costs in the consolidated statement of profit or loss.

Trade and other receivables

A receivable is recognised when the Group has an unconditional right to receive consideration. A right to receive consideration is unconditional if only the passage of time is required before payment of that consideration is due. If revenue has been recognised before the Group has an unconditional right to receive consideration, the amount is presented as a contract asset.

Trade receivables that do not contain a significant financing component are initially measured at their transaction price. Trade receivables that contain a significant financing component and other receivables are initially measured at fair value plus transaction costs. All receivables are subsequently stated at amortised cost, using the effective interest method and including an allowance for credit losses.

Financial assets at fair value through profit or loss

Trust wealth management investments are initially recognised at fair value, for which transaction costs are recognised directly in profit or loss. Trust wealth management investments are subsequently stated at fair value through profit or loss (FVPL). Changes in the fair value of the investments are recognised in profit or loss.

Notes to the Consolidated Financial Statements

31 December 2021

2.4 SUMMARY OF SIGNIFICANT ACCOUNTING POLICIES (Cont'd)

Trade and other payables

Trade and other payables are initially recognised at fair value. Subsequent to initial recognition, trade and other payables are stated at amortised cost unless the effect of discounting would be immaterial, in which case they are stated at invoice amounts.

Interest-bearing borrowings

Interest-bearing borrowings are measured initially at fair value less transaction costs. Subsequent to initial recognition, interest-bearing borrowings are stated at amortised cost using the effective interest method. Interest expense is recognised in accordance with the Group's accounting policy for borrowing costs.

Contract assets and contract liabilities

A contract asset is recognised when the Group recognises revenue before being unconditionally entitled to the consideration under the payment terms set out in the contract. Contract assets are assessed for ECL and are reclassified to receivables when the right to the consideration has become unconditional.

A contract liability is recognised when the customer pays non-refundable consideration before the Group recognises the related revenue. A contract liability would also be recognised if the Group has an unconditional right to receive non-refundable consideration before the Group recognises the related revenue. In such cases, a corresponding receivable would also be recognised.

For a single contract with the customer, either a net contract asset or a net contract liability is presented. For multiple contracts, contract assets and contract liabilities of unrelated contracts are not presented on a net basis.

When the contract includes a significant financing component, the contract balance includes interest accrued under the effective interest method.

Obligations for land reclamation

The Group's obligations for land reclamation consist of spending estimates for underground mines in accordance with the PRC rules and regulations. The Group estimates its liabilities for final reclamation and mine closure based upon detailed calculations of the amount and timing of the future cash spending for a third party to perform the required work. Spending estimates are escalated for inflation, then discounted at a discount rate that reflects current market assessments of the time value of money and the risks specific to the liability such that the amount of provision reflects the present value of the expenditures expected to be required to settle the obligation. The Group records a corresponding asset associated with the liability for final reclamation and mine closure. The obligation and corresponding asset are recognised in the period when the Group has such present obligation. The asset is depreciated on the units-of-production method over its expected life and the liability is accreted to the projected spending date. As changes in estimates occur (such as mine plan revisions, changes in estimated costs, or changes in timing of the performance of reclamation activities), the revisions to the obligation and corresponding asset are recognised at the appropriate discount rate.

Notes to the Consolidated Financial Statements

31 December 2021

2.4 SUMMARY OF SIGNIFICANT ACCOUNTING POLICIES (Cont'd)

Income tax

Income tax comprises current and deferred tax. Income tax relating to items recognised outside profit or loss is recognised outside profit or loss, either in other comprehensive income or directly in equity.

Current tax assets and liabilities are measured at the amount expected to be recovered from or paid to the taxation authorities, based on tax rates (and tax laws) that have been enacted or substantively enacted by the end of the reporting period, taking into consideration interpretations and practices prevailing in the countries in which the Group operates.

Deferred tax is provided, using the liability method, on all temporary differences at the end of the reporting period between the tax bases of assets and liabilities and their carrying amounts for financial reporting purposes.

Deferred tax liabilities are recognised for all taxable temporary differences, except:

- when the deferred tax liability arises from the initial recognition of goodwill or an asset or liability in a transaction that is not a business combination and, at the time of the transaction, affects neither the accounting profit nor taxable profit or loss; and
- in respect of taxable temporary differences associated with investments in subsidiaries and associates, when the timing of the reversal of the temporary differences can be controlled and it is probable that the temporary differences will not reverse in the foreseeable future.

Deferred tax assets are recognised for all deductible temporary differences, the carry forward of unused tax credits and any unused tax losses. Deferred tax assets are recognised to the extent that it is probable that taxable profit will be available against which the deductible temporary differences, the carry forward of unused tax credits and unused tax losses can be utilised, except:

- when the deferred tax asset relating to the deductible temporary differences arises from the initial recognition of an asset or liability in a transaction that is not a business combination and, at the time of the transaction, affects neither the accounting profit nor taxable profit or loss; and
- in respect of deductible temporary differences associated with investments in subsidiaries and associates, deferred tax assets are only recognised to the extent that it is probable that the temporary differences will reverse in the foreseeable future and taxable profit will be available against which the temporary differences can be utilised.

Notes to the Consolidated Financial Statements

31 December 2021

2.4 SUMMARY OF SIGNIFICANT ACCOUNTING POLICIES (Cont'd)

Income tax (Cont'd)

The carrying amount of deferred tax assets is reviewed at the end of each reporting period and reduced to the extent that it is no longer probable that sufficient taxable profit will be available to allow all or part of the deferred tax asset to be utilised. Unrecognised deferred tax assets are reassessed at the end of each reporting period and are recognised to the extent that it has become probable that sufficient taxable profit will be available to allow all or part of the deferred tax asset to be recovered.

Additional income taxes that arise from the distribution of dividends are recognised when the liability to pay the related dividends is recognised.

Deferred tax assets and liabilities are measured at the tax rates that are expected to apply to the period when the asset is realised or the liability is settled, based on tax rates (and tax laws) that have been enacted or substantively enacted by the end of the reporting period.

Deferred tax assets and deferred tax liabilities are offset if and only if the Group has a legally enforceable right to set off current tax assets and current tax liabilities and the deferred tax assets and deferred tax liabilities relate to income taxes levied by the same taxation authority on either the same taxable entity or different taxable entities which intend either to settle current tax liabilities and assets on a net basis, or to realise the assets and settle the liabilities simultaneously, in each future period in which significant amounts of deferred tax liabilities or assets are expected to be settled or recovered.

Government grants

Government grants are recognised at their fair value where there is reasonable assurance that the grant will be received and all attaching conditions will be complied with. When the grant relates to an expense item, it is recognised as income on a systematic basis over the periods that the costs, which it is intended to compensate, are expensed.

Where the grant relates to an asset, the fair value is credited to a deferred income account and is released to the consolidated statement of profit or loss over the expected useful life of the relevant asset by equal annual instalments or deducted from the carrying amount of the asset and released to the consolidated statement of profit or loss by way of a reduced depreciation charge.

Notes to the Consolidated Financial Statements

31 December 2021

2.4 SUMMARY OF SIGNIFICANT ACCOUNTING POLICIES (Cont'd)

Revenue and other income

Revenue is recognised when control over a product or service is transferred to the customer at the amount of promised consideration to which the Group is expected to be entitled, excluding those amounts collected on behalf of third parties. Revenue excludes value added tax or other sales taxes and is after deduction of any trade discounts.

Further details of the Group's revenue and other income recognition policies are as follows:

- (a) from the sale of goods, revenue is recognised when the customer takes possession of and accepts the goods, provided that the Group maintains neither managerial involvement to the degree usually associated with ownership, nor effective control over the goods sold; and
- (b) interest income, on an accrual basis using the effective interest method by applying the rate that exactly discounts the estimated future cash receipts over the expected life of the financial instrument or a shorter period, when appropriate, to the net carrying amount of the financial asset.

Employee benefits

Pension scheme

The Group operates a defined contribution Mandatory Provident Fund retirement benefit scheme (the "**MPF Scheme**") under the Mandatory Provident Fund Schemes Ordinance for certain employees in Hong Kong. Contributions are made based on a percentage of the employees' basic salaries and are charged to profit or loss as they become payable in accordance with the rules of the MPF Scheme. The assets of the MPF Scheme are held separately from those of the Group in an independently administered fund. The Group's employer contributions vest fully with the employees when contributed into the MPF Scheme.

The employees of the Group's subsidiary which operates in Mainland China are required to participate in a central pension scheme operated by the local municipal government. This subsidiary is required to contribute a certain percentage of its payroll costs to the central pension scheme. The contributions are charged to profit or loss as they become payable in accordance with the rules of the central pension scheme.

Borrowing costs

Borrowing costs directly attributable to the acquisition, construction or production of qualifying assets, i.e., assets that necessarily take a substantial period of time to get ready for their intended use or sale, are capitalised as part of the cost of those assets. The capitalisation of such borrowing costs ceases when the assets are substantially ready for their intended use or sale. Investment income earned on the temporary investment of specific borrowings pending their expenditure on qualifying assets is deducted from the borrowing costs capitalised. All other borrowing costs are expensed in the period in which they are incurred.

Borrowing costs consist of interest and other costs that an entity incurs in connection with the borrowing of funds.

Dividends

Final dividends are recognised as a liability when they are approved by the shareholders in a general meeting. Proposed final dividends are disclosed in the notes to the financial statements.

Notes to the Consolidated Financial Statements

31 December 2021

2.4 SUMMARY OF SIGNIFICANT ACCOUNTING POLICIES (Cont'd)

Foreign currencies

The functional currency of the Company is Hong Kong dollar. These financial statements are presented in RMB because it is the currency mainly held by the Group's subsidiaries to carry out the Group's business. Each entity in the Group determines its own functional currency and items included in the financial statements of each entity are measured using that functional currency. Foreign currency transactions recorded by the entities in the Group are initially recorded using their respective functional currency rates ruling at the dates of the transactions. Monetary assets and liabilities denominated in foreign currencies are retranslated at the functional currency rates of exchange ruling at the end of the reporting period. Differences arising on settlement or translation of monetary items are recognised in the consolidated statement of profit or loss and other comprehensive income.

Non-monetary items that are measured in terms of historical cost in a foreign currency are translated using the exchange rates at the dates of the initial transactions. Non-monetary items measured at fair value in a foreign currency are translated using the exchange rates at the date when the fair value was measured. The gain or loss arising on translation of a non-monetary item measured at fair value is treated in line with the recognition of the gain or loss on change in fair value of the item (i.e., translation difference on the item whose fair value gain or loss is recognised in other comprehensive income or profit or loss is also recognised in other comprehensive income or profit or loss, respectively).

The functional currencies of certain overseas subsidiaries are the Hong Kong dollar. As at the end of the reporting period, the assets and liabilities of the Company and these subsidiaries are translated into the presentation currency of the Group at the exchange rate prevailing at the end of the reporting period and the consolidated statement of profit or loss is translated into RMB at the weighted average exchange rate for the year.

The resulting exchange differences are recognised in other comprehensive income and accumulated in the exchange reserve.

3 SIGNIFICANT ACCOUNTING JUDGEMENTS AND ESTIMATES

The preparation of the Group's financial statements requires management to make judgements, estimates and assumptions that affect the reported amounts of revenues, expenses, assets and liabilities, and their accompanying disclosures, and the disclosure of contingent liabilities. Uncertainty about these assumptions and estimates could result in outcomes that could require a material adjustment to the carrying amounts of the assets or liabilities affected in the future.

Judgements

In the process of applying the Group's accounting policies, management has made the following judgements, apart from those involving estimations, which have the most significant effect on the amounts recognised in the financial statements:

Estimation uncertainty

The key assumptions concerning the future and other key sources of estimation uncertainty at the end of the reporting period, that have a significant risk of causing a material adjustment to the carrying amounts of assets and liabilities within the next financial year, are described below.

Notes to the Consolidated Financial Statements

31 December 2021

3 SIGNIFICANT ACCOUNTING JUDGEMENTS AND ESTIMATES (Cont'd)

Estimation uncertainty (Cont'd)

Coal reserves

Engineering estimates of the Group's coal reserves are inherently imprecise and represent only approximate amounts because of the subjective judgements involved in developing such information. There are authoritative guidelines regarding the engineering criteria that have to be met before estimated coal reserves can be designated as "proved" and "probable". Proved and probable coal reserve estimates are updated on a regular basis and have taken into account recent production and technical information about each mine. This change is considered a change in estimate for accounting purposes and is reflected on a prospective basis in related depreciation and amortisation rates.

Despite the inherent imprecision in these engineering estimates, these estimates are used in determining depreciation, amortisation and impairment losses. Depreciation and amortisation rates are determined based on estimated proved and probable coal reserve quantity (the denominator) and capitalised costs of mining structures and mining rights (the numerator). The capitalised cost of mining structures and mining rights are depreciated and amortised based on the units of coal produced.

Obligations for land reclamation

The estimation of the liabilities for final reclamation and mine closure involves the estimates of the amount and timing for the future cash spending as well as the discount rate used for reflecting current market assessments of the time value of money and the risks specific to the liability. The Group considers the factors including the future production volume and development plan, the geological structure of the mining regions and reserve volume to determine the scope, amount and timing of reclamation and mine closure works to be performed. Determination of the effect of these factors involves judgements from the Group and the estimated liabilities may turn out to be different from the actual expenditure to be incurred. The discount rate used by the Group may also be altered to reflect the changes in the market assessments of the time value of money and the risks specific to the liability, such as change of the borrowing rate and inflation rate in the market. As changes in estimates occur (such as mine plan revisions, changes in estimated costs, or changes in timing of the performance of reclamation activities), the revisions to the obligations will be recognised at the appropriate discount rate. As at 31 December 2021, the Group had accrual for reclamation costs amounted to RMB5,438,000 (31 December 2020: RMB4,899,000).

Impairment of non-financial assets

The Group assesses whether there are any indicators of impairment for all non-financial assets at the end of each reporting period. Non-financial assets are tested for impairment when there are indicators that the carrying amounts may not be recoverable. An impairment exists when the carrying value of an asset or a cash-generating unit exceeds its recoverable amount, which is the higher of its fair value less costs of disposal and its value in use. For the Group's non-financial assets, value in use calculation is used to assess impairment. When value in use calculations are undertaken, management must estimate the expected future cash flows from the asset or cash-generating unit, using key assumptions such as forecasted market price of coal, production volumes and coal reserves, and choose a suitable discount rate in order to calculate the present value of those cash flows. For details of the Group's non-financial assets, please refer to notes 15, 16 and 17 to the financial statements.

Notes to the Consolidated Financial Statements

31 December 2021

4 OPERATING SEGMENT INFORMATION

Management has determined operating segments with reference to the reports reviewed by the chief operating decision maker of the Group that are used to assess the performance and allocate resources.

The chief operating decision maker of the Group assesses the performance and allocates the resources of the Group as a whole, as all of the Group's activities are considered to be primarily dependent on the performance of the extraction and sale of coal products. Therefore, the Group's management considers that there is only one operating segment under the requirements of HKFRS 8, *Operating Segments*. In this regard, no segment information is presented for the year.

No geographic information is shown as the Group's operating results are entirely derived from its business activities in the People's Republic of China (the "PRC").

5 REVENUE

The principal activities of the Group are the extraction and sale of coal products. Revenue represents the sale value of goods supplied to customers, excluding value added taxes or any trade discounts.

	2021 RMB'000	2020 RMB'000
Revenue from contracts with customers		
Sale of coal products	5,580,133	2,961,404
Others	569	—
	5,580,702	2,961,404

Revenue from major customers amounting to over 10% of the revenue of the Group is as follows:

	2021 RMB'000	2020 RMB'000
Revenue from contracts with customers		
Customer A	670,443	390,433

Notes to the Consolidated Financial Statements

31 December 2021

5 REVENUE (Cont'd)

	2021 RMB'000	2020 RMB'000
Timing of revenue recognition		
Goods transferred at a point in time	5,580,702	2,961,404

Performance obligations

Information about the Group's performance obligations is summarised below:

Sale of coal and other products

The performance obligation is satisfied upon delivery of the coal and other products and certain residual payment, representing 10% to 20% of transaction amounts, is generally due within 30 to 90 days from delivery.

6 OTHER INCOMES AND LOSSES, NET

	2021 RMB'000	2020 RMB'000
Government grants	133,191	50,585
Foreign exchange differences, net	(7,866)	(18,819)
Interest income	33,500	37,231
Gains/(losses) on disposal of property, plant and equipment	312	(3,911)
Net gain on redemption of financial assets at fair value through profit or loss	573	—
Donation	(10,030)	—
Others	(4,644)	4,220
	145,036	69,306

Notes to the Consolidated Financial Statements

31 December 2021

7 PROFIT BEFORE TAXATION

The Group's profit before taxation is arrived at after charging:

	Note	2021 RMB'000	2020 RMB'000
Cost of inventories sold		752,957	561,869
Transportation and storage costs		1,223,587	1,117,318
		1,976,544	1,679,187
Depreciation	15	91,690	89,274
Amortisation of intangible assets	17	30,819	25,988
Amortisation of right-of-use assets	16	573	438
Auditor's remuneration			
– Annual audit service		4,300	2,150
– Non-audit service		300	250
– Other audit-related service		1,000	—
Staff costs (including directors' remuneration (Note 9)):			
Salaries, wages, bonuses and benefits		228,898	179,649
Contribution to defined contribution plans		10,108	900
		239,006	180,549

Cost of inventories sold for the year ended 31 December 2021 included RMB244,452,000 (2020: RMB202,894,000) relating to staff costs, depreciation and amortisation of intangible assets and right-of-use assets, which are included in the respective amounts disclosed separately above for each of these types of expenses.

8 FINANCE COSTS

An analysis of finance costs is as follows:

	2021 RMB'000	2020 RMB'000
Interest expenses	8,949	8,850
Unwinding of discount	3,010	4,272
	11,959	13,122

Notes to the Consolidated Financial Statements

31 December 2021

9 DIRECTORS' REMUNERATION

Directors' remuneration for the year, disclosed pursuant to the Listing Rule, section 383(1) of the Hong Kong Companies Ordinance and Part 2 of the Companies (Disclosure of Information about Benefits of Directors) Regulation, is as follows:

Details of directors' remuneration are set out below:

	Salaries, allowances and benefits in kind RMB'000	Directors' fees RMB'000	Discretionary bonuses RMB'000	Retirement scheme contributions RMB'000	Total remuneration RMB'000
2021					
Executive directors:					
Mr. Zhang Li	—	3,000	—	—	3,000
Mr. Zhang Liang, Johnson	—	3,000	—	—	3,000
Mr. Ju Wenzhong*	476	487	420	137	1,520
	476	6,487	420	137	7,520
Non-executive director:					
Ms. Zhang Lin	—	268	—	—	268
Independent non-executive directors:					
Ms. Liu Peilian	—	268	—	—	268
Mr. Zheng Ercheng	—	268	—	—	268
Ms. Xue Hui	—	268	—	—	268
	476	7,559	420	137	8,592

Notes to the Consolidated Financial Statements

31 December 2021

9 DIRECTORS' REMUNERATION (Cont'd)

	Salaries, allowances and benefits in kind RMB'000	Directors' fees RMB'000	Discretionary bonuses RMB'000	Retirement scheme contributions RMB'000	Total remuneration RMB'000
2020					
Executive directors:					
Mr. Zhang Li	—	3,000	—	—	3,000
Mr. Zhang Liang, Johnson	—	3,000	—	—	3,000
Mr. Ju Wenzhong*	670	214	300	10	1,194
Mr. Gu Jianhua*	195	130	300	—	625
	865	6,344	600	10	7,819
Non-executive director:					
Ms. Zhang Lin	—	240	—	—	240
Independent non-executive directors:					
Ms. Liu Peilian	—	240	—	—	240
Mr. Zheng Ercheng	—	240	—	—	240
Ms. Xue Hui	—	240	—	—	240
	865	7,304	600	10	8,779

* On 28 May 2020, Mr. Gu Jianhua tendered his resignation from his positions as an executive Director, the chief executive officer and the authorised representative of the Company; Mr. Ju Wenzhong was appointed as an executive Director, the chief executive officer and the authorised representative of the Company.

Notes to the Consolidated Financial Statements

31 December 2021

10 FIVE HIGHEST PAID EMPLOYEES

The five highest paid employees during the year included three directors (2020: three directors), details of whose remuneration are set out in Note 9 above. Details of the remuneration for the year of the remaining two (2020: two) highest paid employees who are not directors of the Company are as follows:

	2021 RMB'000	2020 RMB'000
Salaries and other emoluments	3,568	3,664
Contributions to the retirement scheme	253	180
	3,821	3,844

The number of non-director highest paid employees whose remuneration fell within the following bands is as follows:

	Number of employees	
	2021	2020
HKD1,000,001 to HKD2,000,000	—	1
HKD2,000,001 to HKD2,500,000	2	1
	2	2

11 INCOME TAX EXPENSE

	2021 RMB'000	2020 RMB'000
Current tax — Mainland China	959,082	380,918
Deferred income tax		
Reversal and origination of temporary differences (Note 29)	(4,345)	32,442
Total tax expense for the year	954,737	413,360

Notes to the Consolidated Financial Statements

31 December 2021

11 INCOME TAX EXPENSE (Cont'd)

- (a) Pursuant to the rules and regulations of the Cayman Islands and the British Virgin Islands (“BVI”), the Company and its subsidiaries, Blue Gems Worldwide Limited and Porus Power Limited, are not subject to any income tax in the Cayman Islands and BVI, respectively.
- (b) PRC corporate income tax (“CIT”) was provided at a rate of 25% (2020: 25%) on the taxable income of the companies comprising the Group, as adjusted for income and expense items which are not assessable or deductible for income tax purposes.
- (c) Pursuant to the PRC Corporate Income Tax Law, a 10% withholding tax is levied on dividends declared to foreign investors from the foreign investment enterprises established in Mainland China. The requirement is effective from 1 January 2008 and applies to earnings after 31 December 2007. A lower withholding tax rate may be applied if certain criteria are met. The Group is therefore liable for withholding taxes on dividends distributed by those subsidiaries established in Mainland China in respect of earnings generated from 1 January 2008. During this year, the Group provided for and paid withholding tax subject to a tax rate of 10%.
- (d) Reconciliation between income tax expense and profit before taxation at applicable tax rate is as follows:

	2021 RMB'000	2020 RMB'000
Profit before taxation	3,422,296	1,228,156
Tax on profit before taxation, calculated at the rates applicable to the results in the jurisdictions concerned	857,265	304,908
Effect of non-deductible expenses	5,088	2,844
Adjustments in respect of current tax of previous periods	356	29
Effect of non-taxable income	(4,765)	(5,797)
Effect of withholding tax on the distributable profits of the Group's PRC subsidiaries	89,420	100,080
Tax losses not recognised as deferred tax assets	7,373	11,296
Income tax expense	954,737	413,360

Notes to the Consolidated Financial Statements

31 December 2021

12 DIVIDENDS

	2021 RMB'000	2020 RMB'000
Interim dividend — HKD5.5 cents (2020: HKD1.5 cents) per ordinary share	380,953	112,853
Proposed final dividend — HKD6.5 cents (2020: HKD4 cents) per ordinary share	448,004	283,801

The proposed final dividend for the year is subject to the approval of the Company's shareholders at the forthcoming annual general meeting.

13 EARNINGS PER SHARE

The calculation of basic earnings per share for the year ended 31 December 2021 is based on the profit for the year attributable to equity shareholders of the Company of RMB2,468,626,000 and the 8,430,000,000 shares in issue during the year.

The calculation of basic earnings per share for the year ended 31 December 2020 is based on the profit for the year of RMB814,796,000 and the 8,430,000,000 shares in issue during the year.

There were no dilutive potential ordinary shares during the years ended 31 December 2021 and 2020, and therefore, diluted earnings per share is the same as the basic earnings per share.

14 INVESTMENT IN SUBSIDIARIES

Name of company	Note	Place of incorporation and business	Particulars of issued	Paid up capital	Proportion of ownership interest			Principal activities
					Group's effective interest	Held by the Company	Held by a subsidiary	
Blue Gems Worldwide Limited		The BVI	United States dollars ("USD") 1	United States dollars ("USD") 1	100%	100%	—	Investment holding
Kinetic (Asia) Limited		Hong Kong	Hong Kong dollars ("HKD") 229,330,000	Hong Kong dollars ("HKD") 229,330,000	100%	—	100%	Investment holding
Porus Power Limited	(a)	The BVI	USD 1	USD 1	100%	100%	—	Investment holding

Notes to the Consolidated Financial Statements

31 December 2021

14 INVESTMENT IN SUBSIDIARIES (Cont'd)

Name of company	Note	Place of incorporation and business	Particulars of issued	Paid up capital	Proportion of ownership interest			Principal activities
					Group's effective interest	Held by the Company	Held by a subsidiary	
Prosperity Power (Asia) Limited	(a)	Hong Kong	HKD 1	HKD 1	100%	—	100%	Investment holding
Kinetic (Qinhuangdao) Energy Co., Limited** (力量(秦皇島)能源有限公司)		Mainland China	HKD1,505,288,000	RMB1,188,193,000	100%	—	100%	Sale of mineral products
Inner Mongolia Zhunge'er Kinetic Coal Limited* ("Kinetic Coal") (內蒙古准格爾旗力量煤業有限公司)		Mainland China	RMB1,080,000,000	RMB901,858,400	100%	—	100%	Coal mining and sale of mineral products
Kinetic (Tianjin) Coal Co., Limited* (力量(天津)煤炭貿易有限公司)		Mainland China	RMB10,000,000	—	100%	—	100%	Trading of mineral products
Tianjin Kinetic Fuying Energy Co., Limited* (天津力量富盈能源有限公司)		Mainland China	RMB100,000,000	RMB10,000,000	100%	—	100%	Trading of mineral products
Inner Mongolia Liangyun Animal Husbandry Development Co., Ltd* (內蒙古量繡牧業發展有限公司)		Mainland China	RMB50,000,000	RMB50,000,000	100%	—	100%	Breeding, production and sales of breeding stock
Inner Mongolia Liangyun Agriculture Development Co., Ltd* (內蒙古量繡農業發展有限公司)		Mainland China	RMB5,000,000	RMB5,000,000	100%	—	100%	Production and sales of wine and fruit wine and grape planting
Kinetic (Hainan) Energy Technology Co., Ltd.* (力量(海南)能源科技有限公司)		Mainland China	RMB100,000,000	RMB1,000,000	100%	—	100%	Trading of mineral products

Notes to the Consolidated Financial Statements

31 December 2021

14 INVESTMENT IN SUBSIDIARIES (Cont'd)

Name of company	Note	Place of incorporation and business	Particulars of issued	Paid up capital	Proportion of ownership interest			Principal activities
					Group's effective interest	Held by the Company	Held by a subsidiary	
Guizhou Kinetic Mines Co., Ltd.** (貴州力量礦業有限公司)	(a)	Mainland China	RMB297,000,000	–	100%	–	100%	Production and sales of mineral products
Guangzhou Yueli Electronic Technology Co., Ltd.* ("Guangzhou Yueli") (廣州悅力電子科技有限公司)	(b)	Mainland China	RMB50,000,000	RMB22,550,000	73%	–	73%	Development, production and sales of e-vapor

* The entities' official names are in Chinese. The English translation of the entities' names are for reference only.

** The entity is a wholly foreign-owned enterprise and its official name is in Chinese. The English translation of the entity's name is for reference only.

Note:

(a) The entities were newly established subsidiaries of the Company in 2021.

(b) The entity was acquired by Kinetic Coal on 30 November 2021. More details are set out in Note 39 to the consolidated financial statements.

Notes to the Consolidated Financial Statements

31 December 2021

15 PROPERTY, PLANT AND EQUIPMENT

	Buildings RMB'000	Machinery and equipment RMB'000	Motor vehicles RMB'000	Office equipment RMB'000	Mining structures RMB'000	Construction in progress RMB'000	Total RMB'000
At 31 December 2020 and at 1 January 2021:							
Cost	438,503	903,013	29,509	8,853	607,327	–	1,987,205
Accumulated depreciation	(72,659)	(571,796)	(8,938)	(6,824)	(107,668)	–	(767,885)
Net carrying amount	365,844	331,217	20,571	2,029	499,659	–	1,219,320
At 1 January 2021, net of accumulated depreciation	365,844	331,217	20,571	2,029	499,659	–	1,219,320
Additions	–	30,141	7,466	2,348	10,524	69,446	119,925
Disposals	–	–	(82)	–	–	–	(82)
Depreciation provided during the year	(10,231)	(49,383)	(3,484)	(1,446)	(27,146)	–	(91,690)
Transfers among categories	6,483	–	–	–	–	(6,483)	–
At 31 December 2021, net of accumulated depreciation	362,096	311,975	24,471	2,931	483,037	62,963	1,247,473
At 31 December 2021:							
Cost	444,037	933,154	35,043	11,201	617,851	62,963	2,104,249
Accumulated depreciation	(81,941)	(621,179)	(10,572)	(8,270)	(134,814)	–	(856,776)
Net carrying amount	362,096	311,975	24,471	2,931	483,037	62,963	1,247,473

Notes to the Consolidated Financial Statements

31 December 2021

15 PROPERTY, PLANT AND EQUIPMENT (Cont'd)

	Buildings RMB'000	Machinery and equipment RMB'000	Motor vehicles RMB'000	Office equipment RMB'000	Mining structures RMB'000	Construction in progress RMB'000	Total RMB'000
At 31 December 2019 and at 1 January 2020:							
Cost	426,637	888,272	24,623	8,500	601,314	1,687	1,951,033
Accumulated depreciation	(64,542)	(516,315)	(6,579)	(5,951)	(85,224)	—	(678,611)
Net carrying amount	362,095	371,957	18,044	2,549	516,090	1,687	1,272,422
At 1 January 2020, net of accumulated depreciation	362,095	371,957	18,044	2,549	516,090	1,687	1,272,422
Additions	—	14,741	4,935	353	6,013	14,560	40,602
Disposals	(4,381)	—	(49)	—	—	—	(4,430)
Depreciation provided during the year	(8,117)	(55,481)	(2,359)	(873)	(22,444)	—	(89,274)
Transfers among categories	16,247	—	—	—	—	(16,247)	—
At 31 December 2020, net of accumulated depreciation	365,844	331,217	20,571	2,029	499,659	—	1,219,320
At 31 December 2020:							
Cost	438,503	903,013	29,509	8,853	607,327	—	1,987,205
Accumulated depreciation	(72,659)	(571,796)	(8,938)	(6,824)	(107,668)	—	(767,885)
Net carrying amount	365,844	331,217	20,571	2,029	499,659	—	1,219,320

The Group is in the process of applying for the title of certificates of certain properties with a carrying value of RMB292,579,000 as at 31 December 2021 (31 December 2020: RMB288,248,000). The directors of the Company are of the opinion that the use of and the conduct of operating activities at the properties referred to above are not affected by the fact that the Group has not yet obtained the relevant property title certificates.

Notes to the Consolidated Financial Statements

31 December 2021

16 RIGHT-OF-USE ASSETS

	Land use right RMB'000	Leased land RMB'000	Total RMB'000
Carrying amount at 1 January 2020	20,216	—	20,216
Amortisation	(438)	—	(438)
Carrying amount at 31 December 2020 and 1 January 2021	19,778	—	19,778
Additions	—	6,435	6,435
Amortisation	(438)	(135)	(573)
Carrying amount at 31 December 2021	19,340	6,300	25,640

17 INTANGIBLE ASSETS

	Mining rights RMB'000
As at 1 January 2020	594,622
Amortisation	(25,988)
At 31 December 2020 and 1 January 2021	568,634
Amortisation	(30,819)
As at 31 December 2021	537,815

Notes to the Consolidated Financial Statements

31 December 2021

18 INTEREST IN AN ASSOCIATE

The following list contains the particulars of an associate as at 31 December 2021, which is an unlisted corporate entity whose quoted market price is not applicable:

Name	Particulars of issued shares held	Place of incorporation/ registration and business	Percentage of ownership interest attributable to the Group	Principal activities
Shenhua Zhunneng Xiaojia Shayan Coal Storage and Delivery Limited* ("Xiaojia") (神華准能肖家沙塢煤炭集運有限責任公司)	Registered Capital RMB122,000,000	Mainland China	45%	Coal storage, delivery and handling

* The official name of the entity is in Chinese. The English translation of the entity's name is for reference only.

Summarised financial information of the associate, adjusted for any differences in accounting policies, and reconciled to the carrying amounts in the consolidated financial statements, is disclosed below:

	2021 RMB'000	2020 RMB'000
Gross amounts of the associate		
Current assets	73,553	63,627
Non-current assets	121,125	147,244
Current liabilities	(7,242)	(19,417)
Equity	187,436	191,454
Revenue	121,141	108,849
Total comprehensive income	42,356	51,526
Reconciled to the Group's interest in the associate		
Gross amounts of net assets of the associate	187,436	191,454
Group's effective interest	45%	45%
Group's share of net assets of the associate	84,346	86,154

Notes to the Consolidated Financial Statements

31 December 2021

19 OTHER NON-CURRENT ASSETS

	Note	As at 31 December	
		2021 RMB'000	2020 RMB'000
Prepayment for the proposed acquisitions to			
– Related parties	36	735,700	—
– Third parties	(a)	150,000	—
		885,700	—
Loans granted to			
– A related party	36	107,000	107,000
– A third party		—	86,940
		107,000	193,940
Others		10,855	—
Total		1,003,555	193,940
Less:			
Current portion of loans granted to			
– A related party	36	107,000	50,000
– A third party		—	75,795
		107,000	125,795
Other non-current assets		896,555	68,145

Note:

- (a) In 2021, for the purpose of the proposed acquisition of Ningxia Sunshine Mining Co., Ltd. ("**Ningxia Sunshine**"), the Group has paid refundable security deposits of RMB100,000,000 and RMB50,000,000 to Shougang Group Co., Ltd. ("**Shougang**") and China Sunshine Investment Co., Limited ("**China Sunshine**"), which hold 51% and 49% equity interests of Ningxia Sunshine respectively. In January 2022, the Group signed an equity transfer agreement with China Sunshine to acquire its 49% interests in Ningxia Sunshine with a total consideration of RMB385,607,250. The equity transfer agreement with Shougang is still under negotiation.

Notes to the Consolidated Financial Statements

31 December 2021

20 FINANCIAL ASSETS AT FAIR VALUE THROUGH PROFIT OR LOSS

	2021 RMB'000	2020 RMB'000
Trust wealth management investments	269,382	465,787

On 25 December 2020, the Group entered into a subscription agreement with Northern International Trust Co., Ltd. ("**Northern Trust**") to subscribe a trust wealth management investment amounting to RMB252,530,000 for a period of 1 year, which is redeemable on demand. As at 31 December 2021, the fair value of the investment declined to RMB168,745,000, resulting in a loss of RMB83,785,000 on fair value changes, due to price movement in its investment in a corporate bond publicly issued by Guangzhou R&F Properties Co., Ltd. ("**Guangzhou R&F**") in 2018 with an annual interest rate of 6.58%. Subsequent to 31 December 2021, the fair value of the trust wealth management investment was in the range between RMB110,000,000 and RMB180,000,000.

On 28 December 2020, the Group entered into a subscription agreement with Beijing International Trust Co., Ltd. ("**Beijing Trust**") to subscribe a trust wealth management investment amounting to RMB151,500,000 for a period of 10 years, which is redeemable on demand. As at 31 December 2021, the fair value of the investment declined to RMB100,637,000, resulting in a loss of RMB50,863,000 on fair value changes, due to price movement in its investment in a corporate bond issued by Guangzhou R&F in 2020 with an annual interest rate of 6.30%. Subsequent to 31 December 2021, the fair value of the trust wealth management investment was in the range between RMB74,000,000 and RMB130,000,000.

On 30 December 2020, the Group entered into a subscription agreement with Guangdong Yuecai Trust Co., Ltd. ("**Guangdong Trust**") to subscribe a trust wealth management investment amounting to RMB61,757,000, which is redeemable on demand. Guangdong Trust's portfolio is mainly on creditor instruments and bank deposits. In February 2021, the investment has been fully redeemed and recorded a gain of RMB573,000.

21 INVENTORIES

	2021 RMB'000	2020 RMB'000
Coal products	20,383	18,276
Raw materials, accessories and chemicals	33,873	53,684
Others	9,186	1,067
	63,442	73,027

Notes to the Consolidated Financial Statements

31 December 2021

22 TRADE AND OTHER RECEIVABLES

	As at 31 December	
	2021	2020
	RMB'000	RMB'000
Trade debtors	4,774	4,151
Other receivables		
– Government subsidy receivables	125,590	30,668
– Prepayments and deposits	99,776	62,228
– Others	6,211	11,634
	236,351	108,681

An aging analysis of the trade debtors as at the end of the reporting period, based on the invoice date and net of provisions, is as follows:

	As at 31 December	
	2021	2020
	RMB'000	RMB'000
Within 6 months	4,774	4,151

Trade debtors are generally due within 30 to 90 days from the date of billing. Further details on the Group's credit policy are set out in Note 38 to the financial statements.

The allowances for trade receivables are estimated based on the Group's historical credit loss experience, adjusted for factors that are specific to the debtors and an assessment of both the current and forecast general economic conditions at the reporting date. As the directors of the Company are of opinion that the amount of expected credit losses is minimal, no loss allowance for trade and other receivables recognised as at 31 December 2021 under HKFRS 9.

Notes to the Consolidated Financial Statements

31 December 2021

23 CASH AT BANK AND PLEDGED AND RESTRICTED DEPOSITS

	Note	2021 RMB'000	2020 RMB'000
Cash and bank balances		2,387,239	877,745
Restricted deposits		59,102	4,400
Pledged deposits		96,493	52,603
		2,542,834	934,748
Less:			
Pledged for bank loans	26	(96,493)	(52,603)
Restricted deposits		(59,102)	(4,400)
Cash and cash equivalents		2,387,239	877,745

As at 31 December 2021, the cash and bank balances of the Group denominated in Renminbi (“RMB”) amounted to RMB2,378,612,000 (31 December 2020: RMB865,768,000).

As at 31 December 2021, the Group’s bank balances of approximately RMB59,102,000 (31 December 2020: RMB Nil) were deposited with reputable banks with no recent history of default as a mine environment restoration guarantee fund pursuant to the related government regulations.

Cash at banks earns interest at floating rates based on daily bank deposit rates. Short-term time deposits are made for varying periods of between one day and six months depending on the immediate cash requirements of the Group, and earn interest at the respective short-term time deposit rates. The bank balances are deposited with reputable banks with no recent history of default.

Notes to the Consolidated Financial Statements

31 December 2021

24 TRADE AND OTHER PAYABLES

	Note	As at 31 December	
		2021	2020
		RMB'000	RMB'000
Taxes payable other than income tax		188,046	76,711
Payables for construction	(a)	85,312	83,996
Other payables and accruals	(b)	52,206	95,190
Amounts due to related parties	36	3,996	8,056
		329,560	263,953

Note:

- (a) Payables for construction are non-interest bearing.

An aging analysis of the payables for construction as at the end of the reporting period, based on the invoice date, is as follows:

	As at 31 December	
	2021	2020
	RMB'000	RMB'000
Within 1 year	44,953	38,929
1 to 2 years	13,545	23,060
Over 2 years	26,814	22,007
	85,312	83,996

- (b) Other payables and accruals are non-interest bearing, and are expected to be settled within one year or repayable on demand.

Notes to the Consolidated Financial Statements

31 December 2021

25 CONTRACT LIABILITIES

	As at 31 December	
	2021	2020
	RMB'000	RMB'000
Short-term advances received from customers		
Sale of goods	118,557	139,224

For the year ended 31 December 2021, all of the contract liabilities balance at the beginning of the year was recognised as revenue.

26 BANK LOANS

	As at 31 December					
	2021			2020		
	Effective interest rate (%)	Maturity	RMB'000	Effective interest rate (%)	Maturity	RMB'000
Current						
Bank loan — secured	1 month HIBOR plus 1.80%	2022	275,695	3 months HIBOR plus 1.75%	2021	210,410

As at 31 December 2021, the Group's bank loans amounting to RMB275,695,000 are secured by the Group's pledged deposits amounting to RMB96,493,000 (As at 31 December 2020, the Group's bank loans amounting to RMB210,410,000 are secured by the Group's pledged deposits amounting to RMB52,603,000).

As at 31 December 2021, Mr. Zhang Li and Mr. Zhang Liang, Johnson have guaranteed the Group's bank loans amounting to RMB275,695,000 (31 December 2020: RMB210,410,000).

27 LEASE LIABILITIES

The lease liabilities were repayable as follows:

	31 December 2021	31 December 2020
	RMB'000	RMB'000
After 5 years	2,268	—

Notes to the Consolidated Financial Statements

31 December 2021

28 LONG-TERM PAYABLES

	2021 RMB'000	2020 RMB'000
Present value of compensation payable in relation to the demolition and relocation	32,682	77,568
Less: current portion recorded in trade and other payables	6,291	52,567
Carrying amount at 31 December	26,391	25,001

29 DEFERRED TAX

The changes of deferred tax assets and liabilities during the year are as follows:

	2021 RMB'000	2020 RMB'000
Deferred tax assets before offsetting	33,662	6,518
Offset amount	(10,316)	(3,937)
Deferred tax assets after offsetting	23,346	2,581
Deferred tax liabilities before offsetting	(55,116)	(32,317)
Offset amount	10,316	3,937
Deferred tax liabilities after offsetting	(44,800)	(28,380)
	(21,454)	(25,799)

Notes to the Consolidated Financial Statements

31 December 2021

29 DEFERRED TAX (Cont'd)

The movements in deferred tax assets and liabilities during the year, without taking into consideration the offsetting of balances within the same tax jurisdictions, are as follows:

Deferred tax liabilities

	Depreciation allowance less than the related depreciation RMB'000	Withholding taxes RMB'000	Total RMB'000
At 1 January 2020	1,960	—	1,960
Charged to profit or loss	1,977	28,380	30,357
At 31 December 2020	3,937	28,380	32,317
At 1 January 2021	3,937	28,380	32,317
Charged to profit or loss	6,379	16,420	22,799
At 31 December 2021	10,316	44,800	55,116

Notes to the Consolidated Financial Statements

31 December 2021

29 DEFERRED TAX (Cont'd)

Deferred tax assets

	Depreciation and amortisation allowance in excess of the related depreciation and amortisation RMB'000	Unrealised intergroup profit RMB'000	Temporary fair value changes of financial assets at fair value through profit or loss RMB'000	Total RMB'000
At 1 January 2020	7,227	1,376	—	8,603
Credited to profit or loss	(1,246)	(839)	—	(2,085)
At 31 December 2020	5,981	537	—	6,518
At 1 January 2021	5,981	537	—	6,518
Credited to profit or loss	(5,981)	(537)	33,662	27,144
At 31 December 2021	—	—	33,662	33,662

30 ACCRUAL FOR RECLAMATION COSTS

The accrual for reclamation costs has been determined based on management's best estimates. However, as the effect on the land from current mining activities becomes apparent in future periods, the estimate of the associated costs may be subject to change. The Company's board of directors believes that the accrued reclamation obligations as at 31 December 2021 are adequate and appropriate. The accrual is necessarily based on estimates and therefore, the ultimate liability may exceed or be less than such estimates.

Notes to the Consolidated Financial Statements

31 December 2021

31 SHARE CAPITAL

	2021 RMB'000	2020 RMB'000
Authorised, issued and fully paid:		
8,430,000,000 (2020: 8,430,000,000) ordinary shares of USD0.001 each	54,293	54,293

32 SHARE PREMIUM

Under the Company Law (Revised) of the Cayman Islands, the funds in the share premium account of the Company are distributable to the shareholders of the Company provided that immediately following the date on which the dividend is proposed to be distributed, the Company will be in a position to pay off its debts as they fall due in the ordinary course of business.

33 RESERVES

The amounts of the Group's reserves and the movements therein for the current and prior years are presented in the consolidated statement of changes in equity of the financial statements.

The nature and purpose of reserves are stated as follows:

(i) Other reserves

The other reserves of the Group represent the difference between (a) the nominal value of share capital of Blue Gems Worldwide Limited and (b) the nominal value of the shares issued by the Company in exchange under the reorganisation of the Group on 20 July 2011.

(ii) Statutory reserves

Pursuant to the articles of association of the PRC subsidiaries of the Group, appropriations to the surplus reserve fund should be made at a certain percentage of profit after taxation determined in accordance with the accounting rules and regulations of the PRC, until the surplus reserve fund was equal to 50% of the entity's registered capital. The surplus reserve funds of Kinetic (Tianjin) Coal Co., Limited and Kinetic (Hainan) Energy Technology Co., Ltd. were equal to 50% of the registered capital respectively as at 31 December 2018 and 31 December 2021. And the rest of the PRC subsidiaries of the Group had transferred 10% of the profit after taxation to statutory reserves as at 31 December 2021 accordingly.

Pursuant to the relevant PRC regulations for coal mining companies, provision for production maintenance, production safety and other related expenditures are accrued by the Group at fixed rates based on the coal production volume (the "maintenance and production funds"). The maintenance and production funds are initially set aside as appropriations of profit attributable to equity shareholders of the Company and can be utilised when operating expenses or capital expenditures on production maintenance and safety measures are incurred. The amount of maintenance and production funds utilised for such designated purpose would then be transferred from the statutory reserve back to retained earnings.

Notes to the Consolidated Financial Statements

31 December 2021

33 RESERVES (Cont'd)

(iii) Exchange reserve

Exchange reserve comprises all foreign exchange differences arising from the translation of the financial statements of foreign operations. The reserve is dealt with in accordance with the accounting policy set out in Note 2.4 to the consolidated financial statements.

34 NOTES TO THE CONSOLIDATED STATEMENT OF CASH FLOWS

(a) Changes in liabilities arising from financing activities

	Bank loans RMB'000	Interest payable RMB'000	Lease liabilities RMB'000	Total RMB'000
At 1 January 2021	210,410	278	—	210,688
Changes from financing cash flows				
New bank loans	278,065	—	—	278,065
Repayment of bank loans	(207,398)	—	—	(207,398)
Interest paid	—	(8,952)	—	(8,952)
Other Changes				
Increase in lease liabilities from entering into new leases during the year	—	—	2,268	2,268
Interest expenses	—	8,949	—	8,949
Foreign exchange adjustment	(5,382)	—	—	(5,382)
At 31 December 2021	275,695	275	2,268	278,238
At 1 January 2020	357,652	1,216	—	358,868
Changes from financing cash flows				
New bank loans	228,360	—	—	228,360
Repayment of bank loans	(364,356)	—	—	(364,356)
Interest paid	—	(9,788)	—	(9,788)
Other Changes				
Interest expenses	—	8,850	—	8,850
Foreign exchange adjustment	(11,246)	—	—	(11,246)
At 31 December 2020	210,410	278	—	210,688

Notes to the Consolidated Financial Statements

31 December 2021

34 NOTES TO THE CONSOLIDATED STATEMENT OF CASH FLOWS (Cont'd)

(b) Changes in investing activities – potential mining projects

During 2021, for the purpose of seeking potential mining projects to strengthen the Group's market competitiveness, the Group entered into 13 non-legally binding memoranda of understanding with a related party and certain third parties to perform exclusive due diligence work and business negotiation on 13 potential mining targets and paid refundable security deposits with amounts, in aggregate, of RMB4,121,000,000, of which RMB1,850,000,000 was paid to a related party and RMB2,271,000,000 was paid to third parties. Since that the Group has subsequently determined not to invest in these projects, the deposits were fully refunded in 2021.

In January 2022, the Group entered into 2 non-legally binding memoranda of understanding with a related party and a third party to perform exclusive due diligence work and business negotiation on 2 potential mining projects and paid refundable security deposits with amounts, in aggregate, of RMB1,490,000,000, of which RMB1,300,000,000 was made to a related party and RMB190,000,000 was paid to a third party. Since that the Group has subsequently determined not to invest in these projects, the deposits were fully refunded in April 2022.

35 COMMITMENTS

(a) The Group had the following capital commitments at the end of the reporting period:

	2021 RMB'000	2020 RMB'000
Authorised and contracted for acquisition, construction and purchase of machinery	644,820	6,096

Notes to the Consolidated Financial Statements

31 December 2021

35 COMMITMENTS (Cont'd)

(b) Environmental contingencies

As at 31 December 2021, the Group has not incurred any significant expenditure specific for environmental remediation and, apart from the accrual for reclamation costs (Note 30), and has not accrued any amounts for environmental remediation relating to its operations. Under existing legislation, management believes that there are no probable liabilities that will have a material adverse effect on the financial position or operating results of the Group. Laws and regulations protecting the environment have generally become more stringent in recent years and could become more stringent in the future. Environmental liabilities are subject to considerable uncertainties which affect the Group's ability to estimate the ultimate cost of remediation efforts.

These uncertainties include:

- (i) the exact nature and extent of the contamination at the mine and coal washing plant;
- (ii) the extent of required cleanup efforts;
- (iii) varying costs of alternative remediation strategies;
- (iv) changes in environmental remediation requirements; and
- (v) the identification of new remediation sites.

The amount of such future cost is indeterminable due to such factors like the unknown magnitude of possible contamination and the unknown timing and extent of the corrective actions that may be required. Accordingly, the outcome of environmental liabilities under proposed for future environmental legislation cannot be reasonably estimated at present but could be material.

Notes to the Consolidated Financial Statements

31 December 2021

35 COMMITMENTS (Cont'd)

(c) Other commitments

According to the Group's production plan in the coming few years, the underground extraction activities will go into corresponding agricultural land area currently occupied by various domestic households. As such, during the period, management of the Group have started to liaise with those affected households for relocation request and provide monetary compensation. As of 31 December 2021, the Group estimated the aggregate future compensation payable for such purpose to be approximately RMB20,713,000 and corresponding payments are still in negotiation.

36 RELATED PARTY TRANSACTIONS

The following parties are controlled or jointly controlled by the ultimate controlling shareholder of the Group and therefore related parties to the Group.

Beijing R&F City Real Estate Development Co., Ltd. ("**R&F City**") (北京富力城房地產開發有限公司) *

Guizhou Liliang Energy Co., Ltd. ("**Guizhou Liliang**") (貴州力量能源有限公司) *

Wuhai Fuliang Real Estate Development Co., Ltd. ("**Wuhai Fuliang**") (烏海富量房地產開發有限公司) *

Zhunge'er Fuliang Coal Co., Limited ("**Zhunge'er Fuliang**") (准格爾旗富量礦業有限公司) *

Inner Mongolia Fuliang Mining Co., Limited ("**Inner Mongolia Fuliang**") (內蒙古富量礦業有限公司) *

* The English translation of the companies' names are for reference only. The official names of the companies are in Chinese.

Notes to the Consolidated Financial Statements

31 December 2021

36 RELATED PARTY TRANSACTIONS (Cont'd)

(a) Transactions with the associate

Xiaojia, an associate of the Group, provided loading service to the Group during the year ended 31 December 2021. The transactions between the Group and Xiaojia were conducted in the ordinary and usual course of business. The pricing were determined with reference to the prevailing market prices. The outstanding balances with Xiaojia are disclosed in Note 36(c), and the service fee for the year are as follows,

	2021 RMB'000	2020 RMB'000
Loading service from Xiaojia	121,001	105,440

(b) Amounts due from related parties

	31 December 2021 RMB'000	31 December 2020 RMB'000
Other non-current assets (including current portion)	842,700	107,000
— loans granted to a related party (note (i))	107,000	107,000
— prepayment for the proposed acquisitions (note (ii))	735,700	—
Trade and other receivables	7,301	5,382
	850,001	112,382

(i) Loans granted to a related party

On 13 December 2019, the Group entered into a loan agreement with Guizhou Liliang, of which the ultimate controller is Mr. Zhang Li, in the principal amount of RMB50,000,000 for a term of 2 years. The interest rate is 2% above the 1-year loan market quoted interest rate announced by the National Interbank Funding Center, and the interest shall be paid annually. The principal and interests of the loan have been settled in April 2022.

On 22 June 2020, the Group entered into a loan agreement with Guizhou Liliang in the principal amount of RMB57,000,000 for a term of 2 years. The interest rate is 2% above the 1-year loan market quoted interest rate announced by the National Interbank Funding Center, and the interest shall be paid annually.

As at 31 December 2021, the principal of loan receivable was RMB107,000,000 recorded in other non-current assets (including current portion, see Note 19) (31 December 2020: RMB107,000,000), and the interest receivable was RMB7,301,000 recorded in trade and other receivables (31 December 2020: RMB3,282,000). The interest income on these loans for the year ended 31 December 2021 was RMB4,019,000 (2020: RMB3,197,000).

Notes to the Consolidated Financial Statements

31 December 2021

36 RELATED PARTY TRANSACTIONS (Cont'd)

(b) Amounts due from related parties (Cont'd)

(ii) *Prepayments for the proposed acquisition*

On 6 December 2021, the Group entered into an equity transfer agreement with Zhunge'er Fuliang and Inner Mongolia Fuliang to acquire 100% equity interests of Wuhai Fuliang, which is mainly engaged in real estate development and sales, with a total consideration of RMB185,700,000. According to the equity transfer agreement, the Group prepaid the consideration of RMB184,950,000 to Zhunge'er Fuliang and RMB750,000 to Inner Mongolia Fuliang respectively on 22 December 2021. As at 31 December 2021, the prepayment made to Zhunge'er Fuliang and Inner Mongolia Fuliang amounting to RMB184,950,000 and RMB750,000 were recorded in other non-current assets (31 December 2020: RMB Nil).

On 24 December 2021, the Group entered into an acquisition agreement with Guizhou Liliang to acquire its 75% equity interests in Liupanshui Changlin Real Estate Development Co., Ltd. ("**Changlin**") which is expected to own the mining rights of a coal mine in Guizhou upon completion of a restructuring, with a total consideration of RMB1,100,000,000. According to the acquisition agreement, the Group prepaid RMB550,000,000 to Guizhou Liliang on 29 December 2021. Prior to the completion of the acquisition, certain conditions shall be satisfied. If these conditions were not satisfied, the Group is entitled to require Guizhou Liliang to refund any payment (without interest) which the Group had actually made to it under the acquisition agreement. As at 31 December 2021, the prepayment made to Guizhou Liliang amounting to RMB550,000,000 was recorded in other non-current assets (31 December 2020: RMB Nil).

The above mentioned transactions are connected and major transactions of the Group on an aggregate basis, which are still subject to the shareholders' approval and are expected to be completed in 2022.

(iii) *Prepayments for the potential mining projects*

In 2021, the Group has paid refundable security deposits to a related party over which a shareholder of the Company has significant influence, to perform exclusive due diligence work and business negotiation for the purpose of seeking potential mining projects to strengthen the Group's market competitiveness. Further details are disclosed in Note 34(b).

Notes to the Consolidated Financial Statements

31 December 2021

36 RELATED PARTY TRANSACTIONS (Cont'd)

(c) Amounts due to related parties

	31 December 2021 RMB'000	31 December 2020 RMB'000
Xiaojia	3,996	3,357
R&F City	—	4,009
	3,996	7,366

Amounts due to related parties are unsecured, interest-free and repayable on demand.

On 15 April 2013, the Group entered into a tenancy agreement with Beijing R&F City Real Estate Development Co., Ltd., which is controlled by Mr. Zhang Li, for lease of premises. The tenancy agreement was terminated on 31 March 2014. Rental payable as at 31 December 2021 was RMB Nil (31 December 2020: RMB4,009,000).

(d) Key management personnel remuneration of the Group:

	2021 RMB'000	2020 RMB'000
Short-term employee benefits	19,074	18,794
Contributions to defined contribution retirement plans	678	366
Total compensation paid to key management personnel	19,752	19,160

Further details of directors' emoluments are included in Note 9 to the financial statements.

(e) Financial guarantees

As at 31 December 2021, the Group's bank loans totaling to RMB275,695,000 was jointly guaranteed by Mr. Zhang Li and Mr. Zhang Liang, Johnson (31 December 2020: RMB210,410,000).

(f) Applicability of the Listing Rules relating to connected transactions

Certain related party transactions in respect of Notes 36(b)(i), 36(b)(ii) and 36(e) above constitute connected transactions or continuing connected transactions as defined in Chapter 14A of the Listing Rules. The disclosures required by Chapter 14A of the Listing Rules are provided in section "Connected Transactions" of the Report of the Directors.

Notes to the Consolidated Financial Statements

31 December 2021

37 FAIR VALUE MEASUREMENT

Fair value hierarchy

The following table presents the fair value of the Group's financial instruments measured at the end of the reporting period on a recurring basis, categorized into three-level fair value hierarchy as defined in HKFRS 13, *Fair value measurement*. The level into which a fair value is classified is determined with reference to the observability and significance of the inputs used in the valuation technique as follows:

- Level 1 — based on quoted prices (unadjusted) in active markets for identical assets or liabilities
- Level 2 — based on valuation techniques for which the lowest level input that is significant to the fair value measurement is observable, either directly or indirectly
- Level 3 — based on valuation techniques for which the lowest level input that is significant to the fair value measurement is unobservable

	Fair value at 31 December 2021 RMB'000	Fair value measurements as at 31 December 2021 categorised into		
		Level 1 RMB'000	Level 2 RMB'000	Level 3 RMB'000
Recurring fair value measurements Assets:				
Trust wealth management investments	269,382	—	—	269,382

	Fair value at 31 December 2020 RMB'000	Fair value measurements as at 31 December 2020 categorised into		
		Level 1 RMB'000	Level 2 RMB'000	Level 3 RMB'000
Recurring fair value measurements Assets:				
Trust wealth management investments	465,787	—	—	465,787

Notes to the Consolidated Financial Statements

31 December 2021

37 FAIR VALUE MEASUREMENT (Cont'd)

Fair value hierarchy (Cont'd)

The fair value of financial instruments that are not traded in an active market is determined by using valuation techniques. These techniques maximise the use of relevant observable inputs and minimise the use of unobservable inputs. If all significant inputs required to fair value an instrument are observable, the instrument is included in Level 2. If one or more of the significant inputs is not based on observable market data, the instrument is included in Level 3.

During the year ended 31 December 2021, there were no transfers between Level 1 and Level 2, or transfers into or out of Level 3.

During the year ended 31 December 2021, there were losses amounting to RMB134,648,000 arising from the fair value changes of the trust wealth management investments given the price movement over their investments in corporate bonds.

Except for the above mentioned, there are no other financial assets or liabilities measured at fair value at the end of the reporting period.

The carrying amounts of the Group's financial instruments carried at amortised cost were not materially different from their fair values as at 31 December 2021. The following methods and assumptions were used to estimate the fair values:

The fair values of cash and bank deposits, financial assets included in trade and other receivables, financial liabilities included in trade and other payables and interest-bearing bank loans approximate to their carrying amounts largely due to the short-term maturities of these instruments.

The fair values of the non-current portion of lease liabilities have been calculated by discounting the expected future cash flows using rates currently available for instruments with similar terms, credit risk and remaining maturities.

38 FINANCIAL RISK MANAGEMENT OBJECTIVES AND POLICIES

The Group's principal financial instruments comprise interest-bearing bank loans, cash and bank deposits, certain other non-current assets, lease liabilities and long-term payables. The main purpose of interest-bearing bank loans, cash and bank deposits are to raise finance for the Group's operations. The Group has various other financial assets and liabilities such as trade and other receivables and trade and other payables, which arise directly from its operations.

The main risks arising from the Group's financial instruments are interest rate risk, credit risk, commodity price risk and liquidity risk. As the Group's exposure to these risks is kept to a minimum, the Group has not used any derivatives and other instruments for hedging purposes. The Group does not hold or issue derivative financial instruments for trading purposes. The Group reviews and agrees policies for managing each of these risks and they are summarised below.

Notes to the Consolidated Financial Statements

31 December 2021

38 FINANCIAL RISK MANAGEMENT OBJECTIVES AND POLICIES (Cont'd)

Interest rate risk

The Group's exposure to the risk of changes in market interest rates relates primarily to the Group's bank deposits and short-term debt obligations with a floating interest rate. The following table demonstrates the sensitivity to a reasonably possible change in interest rates, with all other variables held constant, of the Group's profit before taxation (through the impact on floating rate loans) and the Group's equity.

	Increase/ (decrease) in basis points	Increase/ (decrease) in profit before taxation RMB'000	Increase/ (decrease) in equity RMB'000
Year ended 31 December 2021	100 (100)	(2,757) 2,757	(2,757) 2,757
Year ended 31 December 2020	100 (100)	(2,104) 2,104	(2,104) 2,104

Credit risk

The Group trades only with recognised and creditworthy third parties. It is the Group's policy that all customers who wish to trade on credit terms are subject to credit verification procedures. In addition, receivable balances are monitored on an ongoing basis and the Group's exposure to bad debts is not significant.

The credit risk of the Group's other financial assets, which comprise short-term bank and other deposits and other receivables arises from default of the counterparty, with a maximum exposure equal to the carrying amounts of these instruments.

Since the Group trades only with recognised and creditworthy third parties, there is no requirement for collateral.

Further quantitative data in respect of the Group's exposure to credit risk arising from trade debtors are disclosed in Note 22 to the financial statements.

Commodity price risk

The Group is exposed to commodity price risk through fluctuations of the price of coal sold by the Group. The Group has not used forward contracts to eliminate the commodity price exposures on individual transactions.

Notes to the Consolidated Financial Statements

31 December 2021

38 FINANCIAL RISK MANAGEMENT OBJECTIVES AND POLICIES (Cont'd)

Foreign currency risk

The Group are not exposed to significant foreign currency exchange risk as their transactions and balances are substantially denominated in their respective functional currencies.

Liquidity risk

The Group's management reviews the liquidity position of the Group on an ongoing basis, including reviewing of the expected cash inflows and outflows, maturity of bank loans in order to monitor the Group's liquidity requirements in the short and longer term.

At the end of the reporting period, financial obligations of the Group included trade and other payables, bank loans, lease liabilities and long-term payables. The following table details the remaining contractual maturities of the Group's non-derivative financial liabilities at the end of the reporting period, which are based on contractual undiscounted cash flows (including interest payments computing using contractual rates) and the earliest date the Group can be required to pay:

As at 31 December 2021

	Contractual undiscounted cash outflow within 1 year or on demand RMB'000	Contractual undiscounted cash outflow 1–2 years RMB'000	Contractual undiscounted cash outflow over 3 years RMB'000	Total contractual undiscounted cash outflow RMB'000
Bank loans	278,676	—	—	278,676
Other financial liabilities included in trade and other payables	110,705	—	—	110,705
Lease liabilities (including current portion)	—	—	5,445	5,445
Long-term payables (including current portion)	6,291	—	35,844	42,135
	395,672	—	41,289	436,961

Notes to the Consolidated Financial Statements

31 December 2021

38 FINANCIAL RISK MANAGEMENT OBJECTIVES AND POLICIES (Cont'd)

Liquidity risk (Cont'd)

As at 31 December 2020

	Contractual undiscounted cash outflow within 1 year or on demand RMB'000	Contractual undiscounted cash outflow 1-2 years RMB'000	Contractual undiscounted cash outflow over 3 years RMB'000	Total contractual undiscounted cash outflow RMB'000
Bank loans	212,939	—	—	212,939
Other financial liabilities included in trade and other payables	114,794	—	—	114,794
Long-term payables (including current portion)	53,648	—	35,844	89,492
	381,381	—	35,844	417,225

Capital management

The primary objectives of the Group's capital management are to safeguard the Group's ability to continue as a going concern and to maintain healthy capital ratios in order to support its business and maximise shareholders' value.

The Group manages its capital structure and makes adjustments to it in light of changes in economic conditions and the risk characteristics of the underlying assets. To maintain or adjust the capital structure, the Group may adjust the dividend payment to shareholders, return capital to shareholders or issue new shares. The Group is not subject to any externally imposed capital requirements. No changes were made in the objectives, policies or processes for managing capital during the years ended 31 December 2021 and 31 December 2020.

For the year ended 31 December 2021, the Group's cash at bank was mainly used in the development of the Group's Dafanpu Coal Mine and other potential projects to service the Group's indebtedness and to fund the Group's working capital. The Group financed its funding requirements mainly through a combination of interest-bearing bank loans and cash generated from operating activities. The Group monitors capital using a gearing ratio, which is net debt divided by capital plus net debt. Net debt is calculated as total borrowings less cash at bank and in hand. Capital is the total equity.

Notes to the Consolidated Financial Statements

31 December 2021

38 FINANCIAL RISK MANAGEMENT OBJECTIVES AND POLICIES (Cont'd)

Capital management (Cont'd)

As at 31 December 2021, the Group's outstanding balance of bank loans amounted to RMB275.70 million. The Group's gearing ratio was -85.8% as at 31 December 2021 (as at 31 December 2020: -31.9%). The gearing ratios as at the end of the reporting periods were as follows:

	2021 RMB'000	2020 RMB'000
Bank loans	275,695	210,410
Less: Cash at bank	(2,387,239)	(877,745)
Net debt	(2,111,544)	(667,335)
Total equity	4,572,042	2,759,720
Capital and net debt	2,460,498	2,092,385
Gearing ratio	(85.8%)	(31.9%)

Notes to the Consolidated Financial Statements

31 December 2021

39 BUSINESS COMBINATION

Acquisition of Guangzhou Yueli

On 26 November 2021, Kinetic Coal entered into an equity transfer agreement with Mr. Kuang Jun, who held 80% equity interests of Guangzhou Yueli to acquire 73% equity interests of Guangzhou Yueli with a total consideration of RMB7.3 million.

Guangzhou Yueli is mainly engaged in the development, production and sales of e-vapor. The acquisition was completed on 30 November 2021 (the acquisition date), when Kinetic Coal obtained the control over Guangzhou Yueli and consolidated it in its consolidated financial statements. The acquisition is expected to make the Group develop in diversified business. The acquired business contributed revenue of RMB0.48 million and net loss of RMB3.95 million to the Group for the period from the date of acquisition to 31 December 2021.

	Acquisition Date
	RMB'000
Total consideration	7,300
Non-controlling interests	(2,719)
Less: Fair value of total identifiable net assets	(3,446)
Goodwill	8,027
Total consideration	7,300
Less: Cash at bank of acquiree	275
Cash consideration paid for acquisition of a subsidiary, net of cash acquired	7,025

Goodwill arising from the acquisition is attributable to the potentials expected to arise after the acquisition of the equity interests in the subsidiary stated above. None of the goodwill recognised is expected to be deductible for tax purposes.

Notes to the Consolidated Financial Statements

31 December 2021

39 BUSINESS COMBINATION (Cont'd)

Acquisition of Guangzhou Yueli (Cont'd)

The assets and liabilities arising from the acquisition of Guangzhou Yueli are as follows:

	Fair value
	RMB'000
Property, plant and equipment	158
Intangible assets	80
Cash at bank	275
Trade and other receivables, net	3,263
Inventories	8,844
Contract liabilities	(609)
Trade and other payables	(15,457)
	<hr/>
Total identifiable net assets	(3,446)

40 IMPACT OF CORONAVIRUS OUTBREAK

The COVID-19 pandemic since early 2020 has brought about additional uncertainties in the Group's operating environment and has impacted the Group's operations and financial position. The Group has been closely monitoring the impact of the developments on the Group's businesses and has put in place responsive measures. These responsive measures include safeguarding production to ensure the coal market supply in accordance with the arrangement of government authorities while maintaining strict disease monitoring and control and safety production measures, negotiating with customers on delivery schedule, and continuously monitoring the operations of our customers. As far as the Group's businesses are concerned, the COVID-19 pandemic did not have material negative impact on the Group's production as the production had been resumed since early February 2020, the Group will keep its responsive measures under review as the situation evolves.

41 EVENTS AFTER THE REPORTING PERIOD

- (a) On 28 April 2022, the board of directors proposed a final dividend of HKD0.065 per share, payable to the shareholders of the Company. The total amount of the dividend to be distributed is estimated to be RMB448,004,000. The proposal of the distribution of final dividend is subject to the approval of the shareholders of the Company at the forthcoming annual general meeting of the Company.
- (b) The proposed acquisitions by the Company are still in progress and the financial impact of the proposed acquisitions is under the review of the Company. Further details are disclosed in Note 19 and 36.

Notes to the Consolidated Financial Statements

31 December 2021

42 STATEMENT OF FINANCIAL POSITION OF THE COMPANY

Information about the statement of financial position of the Company at the end of the reporting period is as follows:

	Note	2021 RMB'000	2020 RMB'000
NON-CURRENT ASSETS			
Investment in subsidiaries	14	190,275	190,275
Total non-current assets		190,275	190,275
CURRENT ASSETS			
Due from subsidiaries		690,435	688,996
Pledged deposits		96,493	52,603
Cash at bank		5,142	531
Total current assets		792,070	742,130
CURRENT LIABILITIES			
Trade and other payables		3,849	2,891
Bank loans	26	275,695	210,410
Total current liabilities		279,544	213,301
NET CURRENT ASSETS		512,526	528,829
TOTAL ASSETS LESS CURRENT LIABILITIES		702,801	719,104
Net assets		702,801	719,104
EQUITY			
Share capital		54,293	54,293
Reserves (Note)		648,508	664,811
Total equity		702,801	719,104

Approved and authorised for issue by the board of directors on 28 April 2022

Zhang Li

Chairman and Executive Director

Zhang Lin

Non-executive director

Notes to the Consolidated Financial Statements

31 December 2021

42 STATEMENT OF FINANCIAL POSITION OF THE COMPANY (Cont'd)

Note:

A summary of the Company's reserves is as follows:

	Share premium RMB'000 (Note 32)	Other reserve RMB'000 (Note 33(i))	Exchange reserve RMB'000 (Note 33(iii))	Retained profit RMB'000	Total RMB'000
At 1 January 2020	483,907	141,831	61,849	7,864	695,451
Profit for the year	—	—	—	339,905	339,905
Other comprehensive income	—	—	(31,149)	—	(31,149)
Total comprehensive income for the year	—	—	(31,149)	339,905	308,756
Dividend paid	—	—	—	(339,396)	(339,396)
At 31 December 2020 and 1 January 2021	483,907	141,831	30,700	8,373	664,811
Profit for the year	—	—	—	656,715	656,715
Other comprehensive income	—	—	(11,487)	—	(11,487)
Total comprehensive income for the year	—	—	(11,487)	656,715	645,228
Dividend paid	—	—	—	(661,531)	(661,531)
At 31 December 2021	483,907	141,831	19,213	3,557	648,508

43 COMPARATIVE INFORMATION

In view of the change of presentation to focus on key information of the consolidated financial statements, certain comparative figures have been adjusted to conform to current year's presentation.

Financial Summary

RESULTS

	Year ended 31 December 2021 RMB'000	Year ended 31 December 2020 RMB'000	Year ended 31 December 2019 RMB'000	Year ended 31 December 2018 RMB'000	Year ended 31 December 2017 RMB'000
Revenue	5,580,702	2,961,404	2,736,109	2,443,435	1,749,538
Profit before taxation	3,422,296	1,228,156	1,019,795	1,051,044	707,480
Income tax expense	(954,737)	(413,360)	(186,492)	(244,073)	(167,432)
Profit for the year	2,467,559	814,796	833,303	806,971	540,048
Other comprehensive income for the year that may be reclassified subsequently to profit or loss: Exchange differences on translation of financial statements of operations outside China	9,013	25,457	(15,294)	24,497	5,251
Total comprehensive income for the year	2,467,572	840,253	818,009	782,474	545,299
Basic and diluted earnings per share attributable to equity shareholder of the Company (RMB cent)	29.28	9.67	9.88	9.57	6.41

ASSETS AND LIABILITIES

	2021 RMB'000	2020 RMB'000	2019 RMB'000	2018 RMB'000	2017 RMB'000
Total non-current assets	2,823,202	1,964,612	2,125,816	2,037,392	1,995,535
Total current assets	3,219,009	1,708,038	979,954	717,610	676,356
Total current liabilities	1,391,272	854,650	796,047	831,991	1,235,117
Net current assets (liabilities)	1,827,737	853,388	183,907	(114,381)	(558,761)
Total assets less current liabilities	4,650,939	2,818,000	2,309,723	1,923,011	1,436,774
Total non-current liabilities	78,897	58,280	50,860	147,011	128,353
Net assets	4,572,042	2,759,720	2,258,863	1,776,000	1,308,421
Total equity	4,572,042	2,759,720	2,258,863	1,776,000	1,308,421